



Club Health Assessment for District 2 T1 through January 2026

			Status	Membership						Reports				Finance	LCIF	
Club Number	Club Name	Charter Date	Times in Status Quo in Past 2 Years	Current Member Count **	YTD Members Added	YTD Members Dropped	YTD Net Growth% ***	Member Count 1 Year Ago	Dropped Members Avg.Length of Service	Months Since Membership Update	Current Officers Reported ****	Current President Repeated Term	VP Reported *****	Last Date Reported Service (mm/yyyy)	Account Balance	YTD Donations
Clubs less than two years old																
187034	Panhandle Sleigh Riders	07/14/2025	Active	27	27	0	100.00%	0		0	Y					
Clubs more than two years old																
627	ADRIAN	09/25/1958	Active	5	0	2	-28.57%	7	28	5	Y	5				
140661	Amarillo Community	01/16/2020	Active	27	0	0	0.00%	27		16	Y	2	R	09/2024		\$135.00
628	AMARILLO DOWNTOWN	09/20/1919	Active	70	5	8	-4.11%	72	18	0	Y		N	01/2026		\$390.00
Exc Award (06/30/2018)																
148903	Amarillo El Barrio	12/01/2021	Active(1)	10	3	4	-9.09%	11	4	0	N	2	R	12/2025		
43701	AMARILLO LAKE TANGLEWOOD	04/19/1984	Active	44	0	2	-4.35%	45	5	5	Y		N	07/2024		\$970.00
Exc Award (06/30/2022, 06/30/2024)																
49791	AMARILLO LONESTAR	08/03/1989	Active	16	0	0	0.00%	16		10	Y		N	07/2025		\$80.00
629	AMARILLO NORTH	06/21/1954	Active	7	0	0	0.00%	7		13	Y	2	R	04/2023		\$35.00
149603	Amarillo River Falls	01/21/2022	Active(1)	1	0	0	0.00%	1		12	N	None				
129083	Booker	10/25/2016	Active	16	0	0	0.00%	18		4	N					\$80.00
125262	Borger	06/24/2015	Active	9	0	0	0.00%	9		32	Y	5	R	06/2018		
639	CANADIAN	08/13/1948	Active	9	1	1	0.00%	9	0	2	Y	3	N	05/2023		\$45.00
640	CANYON	05/02/1940	Active	238	20	12	3.48%	230	5	0	Y		N	01/2026	90+ Days	\$1,574.00
Exc Award (06/30/2022, 06/30/2023, 06/30/2024)																
643	CLARENDON	10/17/1922	Active	35	1	8	-16.67%	41	4	0	Y			09/2022		\$70.00
Exc Award (06/30/2021, 06/30/2022)																
43971	DARROUZETT	06/06/1984	Active	24	6	0	33.33%	16		0	Y	2	N	10/2025		\$31.00
649	DIMMITT	04/22/1930	Active	17	0	1	-5.56%	17	24	4	Y	4	R	01/2012		\$90.00
651	DUMAS NOON	08/27/1930	Active	227	34	22	5.58%	210	4	1	Y		N	12/2018		\$2,261.00
47218	FOLLETT	04/20/1987	Active	12	0	1	-7.69%	13	5	2	Y	12	N	04/2024		\$1,000.00
657	FRIONA NOON	04/25/1968	Active	20	0	0	0.00%	20		32	Y			06/2018	90+ Days	
659	GROOM	04/24/1946	Active	21	0	0	0.00%	21		17	Y	4		08/2024		
660	GRUVER	06/10/1954	Active	23	0	0	0.00%	25		11	Y					\$115.00
664	HEDLEY	04/28/1942	Active	14	0	2	-12.50%	12	20	6	Y	7	N	05/2019		



Club Health Assessment for District 2 T1 through January 2026

			Status	Membership						Reports				Finance	LCIF	
Club Number	Club Name	Charter Date	Times in Status Quo in Past 2 Years	Current Member Count **	YTD Members Added	YTD Members Dropped	YTD Net Growth% ***	Member Count 1 Year Ago	Dropped Members Avg.Length of Service	Months Since Membership Update	Current Officers Reported ****	Current President Repeated Term	VP Reported *****	Last Date Reported Service (mm/yyyy)	Account Balance	YTD Donations
665	HEREFORD	09/28/1928	Active	75	6	5	1.35%	73	2	0	Y			01/2026		
675	MEMPHIS	05/04/1942	Active	14	2	3	-6.67%	17	6	0	Y		N	05/2018		
681	PAMPA	04/22/1927	Active	28	5	1	16.67%	22	0	3	Y		N	12/2015		
683	PANHANDLE	09/08/1929	Active	10	0	0	0.00%	10		13	Y	3	N	09/2023		
142628	Panhandle Plains Kids Count	08/31/2020	Active	10	0	0	0.00%	25		3	Y					
684	PERRYTON	06/20/1928	Active	41	6	13	-14.58%	47	4	0	Y		N	09/2024		
688	QUITAQUE	04/12/1948	Active	29	16	1	107.14%	14	19	2	N					
696	STRATFORD	02/27/1946	Active	16	2	3	-5.88%	17	2	0	N	None				
698	SUNRAY	04/16/1957	Active	28	0	1	-3.45%	28	6	3	Y		N	12/2022		\$145.00
702	WELLINGTON	11/16/1970	Active	29	4	1	11.54%	27	1	0	Y		N	05/2025		\$130.00
156363	West Plains	10/10/2023	Active	29	3	5	-6.45%	33	2	1	Y		N	01/2026		
703	WHEELER	06/25/1971	Active	15	0	0	0.00%	15		19	N	5		06/2019		\$75.00
704	WHITE DEER	02/22/1946	Active	10	0	1	-9.09%	12	31	4	Y	2	R			\$55.00

Clubs Cancelled Previous Fiscal Year – Clubs Cancelled within last 12 months may be reinstated

Club Number	Club Name	Charter Date	Current Status*	Cancellation Date
635	AMARILLO TASCOSA	10/23/1968	Cancelled(6*)	06/29/2025

Current Total Clubs Count	YTD New Clubs Count	YTD Cancelled Clubs Count	YTD Net Club Gain	Current Total Members Count	YTD Add	YTD Drop	YTD Net Growth	YTD Net Growth %	Member Count 12 Months Ago	Average Member Count Per Club	% of Clubs with less than 20 members	% No Officer Report in 12 Months	% of Clubs with balance 90+ days	Number of Clubs in Status Quo	% Status Quo Clubs in Financial Suspension	Number of Cancelled Clubs	Average Cancelled Club Age	Members Lost Due to Cancellation	% of Clubs Cancelled for Non-Financial Reasons
35	1	0	1	1,206	141	97	44	3.79%	1,167	34	49%	3%	6%	0	0%	0	0	0	0%

* - P - Priority Club. Cancellation Reasons: 1-Objectives/conduct, 2-Non-active club, 5-Non-existing club, 6-Disbanding, 7-Merger, 8-Financial Suspension, 9-District/Multiple District Dues.

** Red denotes below 15 active members.

*** Red denotes 20% + loss.

**** Y - all 3 (President, Secretary, Treasurer) club officers reported, N - not all 3 reported.

***** Abbreviation: N-New, IP-Immediate Past, R-Repeat.




Club Health Assessment for District 2 T2 through January 2026

			Status		Membership					Reports					Finance		LCIF
Club Number	Club Name	Charter Date	Times in Status Quo in Past 2 Years	Current Member Count **	YTD Members Added	YTD Members Dropped	YTD Net Growth% ***	Member Count 1 Year Ago	Dropped Members Avg.Length of Service	Months Since Membership Update	Current Officers Reported ****	Current President Repeated Term	VP Reported *****	Last Date Reported Service (mm/yyyy)	Account Balance	YTD Donations	
Clubs more than two years old																	
128977	Brownfield Noon	10/04/2016	Active	38	4	3	2.70%	39	3	1	Y	3	N	01/2026		\$500.00	
	Exc Award (06/30/2024)																
713	COTTON CENTER	02/15/1960	Active	16	0	0	0.00%	16		17	N	None		08/2019			
714	CROSBYTON	01/25/1937	Active	27	0	0	0.00%	28		7	Y	2	R	06/2025			
716	EARTH	06/02/1947	Active	14	0	0	0.00%	15		8	Y			12/2025			
718	FLOYDADA	06/28/1946	Cancelled(6*)	0	1	15	-100.00%	15	20	0	N	None		09/2015			
719	HALE CENTER	01/14/1946	Active	9	1	1	0.00%	9	2	0	N	None		11/2024			
134656	Idalou	04/30/2018	Active(2)	20	0	0	0.00%	20		17	N	None		03/2019			
722	JAYTON	11/02/1967	Active	22	2	2	0.00%	20	3	2	Y		N	05/2018			
727	LEVELLAND	11/14/1938	Active(3)	37	5	8	-7.50%	40	13	0	Y		N	09/2022			
34598	LEVELLAND EVENING	11/21/1977	Active	5	0	0	0.00%	5		12	N	None		07/2025			
730	LITTLEFIELD EARLY RISERS	07/23/1973	Active	15	0	0	0.00%	17		11	N	None		05/2019			
	Exc Award (06/30/2022)																
733	LORENZO	03/15/1945	Active	14	0	0	0.00%	14		17	N	None		04/2014			
734	LUBBOCK	07/29/1929	Active	218	10	21	-4.80%	226	8	1	Y		N	01/2026	90+ Days	\$955.00	
	Exc Award (06/30/2016)																
735	LUBBOCK HUB	02/22/1954	Active	10	9	7	25.00%	8	32	0	Y		N	01/2022			
	Exc Award (06/30/2017)																
136443	Lubbock Llano	09/18/2018	Active	25	0	4	-13.79%	24	2	6	Y		N	01/2026		\$760.00	
737	LUBBOCK REDBUD SQUARE	03/20/1969	Active	18	2	11	-33.33%	27	12	2	Y		N	01/2026			
740	LUBBOCK SOUTH PLAINS	03/02/1951	Active	52	2	3	-1.89%	48	10	3	Y		N	12/2025		\$311.00	
	Exc Award (06/30/2023, 06/30/2025)																
741	MORTON	09/29/1938	Active(1)	22	0	0	0.00%	21		2	N	None		12/2023			
	Exc Award (06/30/2016)																
673	MOTLEY COUNTY	09/25/1928	Active(1)	15	0	0	0.00%	15		12	N	None		09/2014			
125444	Muleshoe	07/23/2015	Active(2)	7	0	0	0.00%	7		17	N	None		12/2019			
119406	OLTON	05/17/2013	Cancelled(8*)	0	0	11	-100.00%	11	2	1	N	None		10/2015	90+ Days		
748	PLAINVIEW	10/21/1929	Active	77	4	10	-7.23%	85	4	0	Y		N	01/2026		\$490.00	
	Exc Award (06/30/2022)																



Club Health Assessment for District 2 T2 through January 2026

						Status				Membership				Reports				Finance		LCIF	
Club Number	Club Name	Charter Date	Times in Status Quo in Past 2 Years			Current Member Count **	YTD Members Added	YTD Members Dropped	YTD Net Growth% ***	Member Count 1 Year Ago	Dropped Members Avg.Length of Service	Months Since Membership Update	Current Officers Reported ****	Current President Repeated Term	VP Reported *****	Last Date Reported Service (mm/yyyy)	Account Balance	YTD Donations			
33504	PLAINVIEW BREAKFAST	03/24/1977	Active			6	0	2	-25.00%	8	2	1	Y		N	09/2024	90+ Days	\$20.00			
751	RALLS	03/06/1953	Active			10	0	0	0.00%	10		78	N	None							
752	ROBY	03/21/1941	Active			23	3	1	9.52%	20	5	4	Y		IP	01/2026					
Exc Award (06/30/2019, 06/30/2024)																					
753	ROPESVILLE	03/26/1953	Active(2)			46	0	0	0.00%	49		6	Y		N	09/2019					
754	ROTAN	07/08/1947	Active			2	0	0	0.00%	2		7	Y	8		07/2025					
756	SEMINOLE	07/10/1940	Active			22	0	1	-4.35%	23	1	6	Y		N	01/2025					
758	SHALLOWATER	03/30/1954	Active			36	0	0	0.00%	35		6	Y		N	01/2026				\$10.00	
759	SLATON	01/19/1960	Active			19	0	2	-9.52%	21	29	1	N	None							
760	SNYDER	08/19/1924	Active			62	0	0	0.00%	68		5	Y		N	10/2025				\$70.00	
769	WHITHARRAL	01/23/1958	Active			25	0	0	0.00%	26		11	N	None		01/2025					
61488	WOLFFORTH	02/08/1999	Active			7	5	0	250.00%	0		1	Y			10/2010					
Current Total Clubs Count	YTD New Clubs Count	YTD Cancelled Clubs Count	YTD Net Club Gain	Current Total Members Count	YTD Add	YTD Drop	YTD Net Growth	YTD Net Growth %	Member Count 12 Months Ago	Average Member Count Per Club	% of Clubs with less than 20 members	% No Officer Report in 12 Months	% of Clubs with balance 90+ days	Number of Clubs in Status Quo	% Status Quo Clubs in Financial Suspension	Number of Cancelled Clubs	Average Cancelled Club Age	Members Lost Due to Cancellation	% of Clubs Cancelled for Non-Financial Reasons		
31	0	2	-2	919	48	102	-54	-5.55%	972	30	48%	26%	10%	0	0%	2	46	26	50%		

* - P - Priority Club. Cancellation Reasons: 1-Objectives/conduct, 2-Non-active club, 5-Non-existing club, 6-Disbanding, 7-Merger, 8-Financial Suspension, 9-District/Multiple District Dues.

** Red denotes below 15 active members.

*** Red denotes 20% + loss.

**** Y - all 3 (President, Secretary, Treasurer) club officers reported, N - not all 3 reported.

***** Abbreviation: N-New, IP-Immediate Past, R-Repeat.



Club Health Assessment for District 2 T3 through January 2026

			Status	Membership						Reports				Finance	LCIF	
Club Number	Club Name	Charter Date	Times in Status Quo in Past 2 Years	Current Member Count **	YTD Members Added	YTD Members Dropped	YTD Net Growth% ***	Member Count 1 Year Ago	Dropped Members Avg.Length of Service	Months Since Membership Update	Current Officers Reported ****	Current President Repeated Term	VP Reported *****	Last Date Reported Service (mm/yyyy)	Account Balance	YTD Donations
Clubs less than two years old																
190361	Canutillo Westside	09/26/2025	Active	24	26	2	100.00%	0	0	0	Y			01/2026	90+ Days	
157887	Clint Pecan Valley	05/17/2024	Active(1)	11	3	4	-8.33%	20	2	1	Y	3		01/2025		
157204	El Paso Desert Star	02/05/2024	Active	25	9	8	4.17%	23	7	0	Y		N	01/2026		\$165.00
Exc Award (06/30/2024)																
182434	El Paso Wild Animal Rescue	06/03/2025	Active	14	0	1	-6.67%	0	1	6	Y	2		10/2025		
190054	Wink Loving	09/08/2025	Active	20	20	0	100.00%	0		4	Y			12/2025	90+ Days	
Clubs more than two years old																
772	ALPINE	09/24/1941	Active	27	4	5	-3.57%	31	20	1	Y		N	09/2025		
774	ANDREWS DOWNTOWN	10/14/1941	Active	38	2	7	-11.63%	42	16	0	Y		N	08/2024		\$1,729.00
779	CRANE NOON	10/22/1940	Active	13	3	1	18.18%	11	4	2	Y		N	08/2025		
132327	El Paso Centennial	07/27/2017	Active	24	3	1	9.09%	29	5	1	Y	3	R	12/2025		\$1,550.00
Exc Award (06/30/2018, 06/30/2021)																
787	EL PASO DEL NORTE	11/16/1954	Active	13	0	2	-13.33%	17	6	1	Y	2		12/2025		\$80.00
786	EL PASO DOWNTOWN	05/10/1923	Active	28	0	0	0.00%	27		6	Y			05/2025		\$1,000.00
Exc Award (06/30/2021, 06/30/2022)																
120555	El Paso Executive Women	10/14/2013	Active	57	8	6	3.64%	63	4	2	Y		N	10/2025	90+ Days	\$175.00
Exc Award (06/30/2021)																
789	EL PASO FIVE POINTS	02/16/1945	Active	52	8	15	-11.86%	62	8	0	Y		R	01/2026		\$1,100.00
Exc Award (06/30/2025)																
794	EL PASO MOUNTAIN	12/18/1973	Active	2	0	1	-33.33%	3	22	1	Y	9		02/2016		\$15.00
796	EL PASO SUN CITY	09/27/1969	Active	8	2	0	33.33%	6		5	Y	3	R	08/2025	90+ Days	
788	EL PASO UNITED	10/29/1952	Active	11	1	0	10.00%	11		2	Y		R	11/2024		\$5.00
778	EL PASO UPPER VALLEY	01/18/1956	Active	10	1	3	-16.67%	12	33	0	Y	4	R	01/2026		
43447	FORT DAVIS	02/02/1984	Active	15	2	2	0.00%	13	1	5	Y	4	N	05/2025		
799	FORT STOCKTON	04/26/1928	Active	30	2	3	-3.23%	31	5	0	N	None	N	07/2024		
Exc Award (06/30/2023, 06/30/2024)																
122079	HEROES OF EL PASO	05/14/2014	Active	15	3	6	-16.67%	18	3	0	Y	2	N	10/2025		\$750.00
Exc Award (06/30/2023)																



Club Health Assessment for District 2 T3 through January 2026

						Status				Membership				Reports				Finance		LCIF
						Times in Status Quo in Past 2 Years	Current Member Count **	YTD Members Added	YTD Members Dropped	YTD Net Growth% ***	Member Count 1 Year Ago	Dropped Members Avg.Length of Service	Months Since Membership Update	Current Officers Reported ****	Current President Repeated Term	VP Reported *****	Last Date Reported Service (mm/yyyy)	Account Balance	YTD Donations	
Club Number	Club Name	Charter Date																		
98910	HORIZON CITY EASTLAKE	03/26/2007	Active(1)	1	0	0	0.00%	4		8	N	None		06/2019						
805	IRAAN	06/12/1934	Active	11	3	0	37.50%	9		0	Y	5		11/2025						
806	KERMIT DOWNTOWN	08/21/1936	Active(2)	10	0	0	0.00%	10		1	Y	2		09/2024						
131526	Marfa	06/22/2017	Active(4)	8	0	0	0.00%	8		32	N	None		09/2018						
811	MC CAMEY	03/14/1928	Active(1)	18	1	0	5.88%	19		3	Y		IP	08/2025						
813	MONAHANS	01/14/1942	Active	26	1	6	-16.13%	31	8	3	Y		N	01/2026	90+ Days			\$480.00		
Exc Award (06/30/2021)																				
48995	ODESSA ANTE MERIDIAN	11/09/1988	Active	9	0	0	0.00%	9		4	Y	13		02/2025						
814	ODESSA BASIN	02/03/1958	Active	7	0	0	0.00%	7		26	N	None		02/2020						
815	ODESSA DOWNTOWN	01/20/1936	Active	73	7	6	1.39%	70	12	0	Y		N	01/2026				\$3,460.00		
Exc Award (06/30/2022, 06/30/2023, 06/30/2024)																				
146220	Odessa Falcon	06/17/2021	Active	5	0	0	0.00%	5		19	N	None								
140613	Odessa Professionals	01/08/2020	Active(1)	14	0	0	0.00%	19		7	N	2		08/2025				\$1,000.00		
Exc Award (06/30/2022)																				
41442	ODESSA WESTSIDE	06/18/1982	Active	8	0	0	0.00%	8		48	N	None		06/2025						
821	PECOS DOWNTOWN	06/04/1928	Active	19	4	1	18.75%	17	3	0	Y		N	04/2017						
155827	Presidio del Norte	09/29/2023	Active(3)	19	0	0	0.00%	20		9	Y									
45862	SANDERSON	03/24/1986	Active	5	0	0	0.00%	8		8	Y	2		04/2019	90+ Days					
58112	VAN HORN	04/18/1996	Active(1)	11	0	0	0.00%	11		16	N	None		10/2023						
832	YSLETA	10/06/1941	Active(1)	12	5	6	-7.69%	14	3	1	N	None		01/2024						
Current Total Clubs Count	YTD New Clubs Count	YTD Cancelled Clubs Count	YTD Net Club Gain	Current Total Members Count	YTD Add	YTD Drop	YTD Net Growth	YTD Net Growth %	Member Count 12 Months Ago	Average Member Count Per Club	% of Clubs with less than 20 members	% No Officer Report in 12 Months	% of Clubs with balance 90+ days	Number of Clubs in Status Quo	% Status Quo Clubs in Financial Suspension	Number of Cancelled Clubs	Average Cancelled Club Age	Members Lost Due to Cancellation	% of Clubs Cancelled for Non-Financial Reasons	
37	2	0	2	693	118	86	32	4.84%	688	19	68%	11%	16%	0	0%	0	0	0	0%	

* - P - Priority Club. Cancellation Reasons: 1-Objectives/conduct, 2-Non-active club, 5-Non-existing club, 6-Disbanding, 7-Merger, 8-Financial Suspension, 9-District/Multiple District Dues.

** Red denotes below 15 active members.

*** Red denotes 20% + loss.

**** Y - all 3 (President, Secretary, Treasurer) club officers reported, N - not all 3 reported.

***** Abbreviation: N-New, IP-Immediate Past, R-Repeat.



Club Health Assessment for District 2 E1 through January 2026

			Status		Membership					Reports				Finance		LCIF
Club Number	Club Name	Charter Date	Times in Status Quo in Past 2 Years	Current Member Count **	YTD Members Added	YTD Members Dropped	YTD Net Growth% ***	Member Count 1 Year Ago	Dropped Members Avg.Length of Service	Months Since Membership Update	Current Officers Reported ****	Current President Repeated Term	VP Reported *****	Last Date Reported Service (mm/yyyy)	Account Balance	YTD Donations
Clubs less than two years old																
181475	McMurry University	04/15/2025	Active	21	0	0	0.00%	0		9	N	None				
Clubs more than two years old																
834	ABILENE CACTUS Exc Award (06/30/2021)	10/21/1952	Active(1)	14	0	3	-17.65%	23	18	0	Y			07/2025		
836	ABILENE EVENING Exc Award (06/30/2018, 06/30/2023)	03/26/1957	Active	7	0	1	-12.50%	8	4	2	Y			12/2025		
833	ABILENE FOUNDER Exc Award (06/30/2022, 06/30/2024, 06/30/2025)	03/23/1917	Active	47	0	0	0.00%	39		7	Y	2	R	02/2025		\$40.00
33003	ABILENE WYLIE	11/30/1976	Active	20	0	0	0.00%	20		58	Y	4		05/2021		
838	ALBANY Exc Award (06/30/2021)	01/05/1953	Active	17	0	1	-5.56%	17	5	1	Y	2	R	06/2024		\$36.00
839	ANSON	06/11/1925	Active	25	0	0	0.00%	28		8	Y		R	10/2024		\$50.00
845	BOWIE Exc Award (06/30/2022)	06/29/1928	Active	10	3	9	-37.50%	17	13	0	Y		IP	01/2026		\$102.00
846	BRECKENRIDGE	04/14/1921	Active(1)	16	0	0	0.00%	16		12	N	None		04/2021		
847	BRYSON	09/26/1946	Active	16	1	1	0.00%	16	3	4	Y	4	R	10/2023		
849	BURKBURNETT BOOMTOWN	10/23/1969	Active	26	2	2	0.00%	29	5	0	Y		N	08/2019		\$52.00
851	CHILLICOTHE Exc Award (06/30/2023)	06/07/1928	Active	16	0	3	-15.79%	19	3	4	N	None		04/2021		\$38.00
852	CISCO	03/24/1922	Active	12	5	2	33.33%	9	2	0	Y	3	R	01/2026		
853	CLYDE	06/22/1950	Active(2)	4	0	0	0.00%	3		7	N	None		03/2021		\$6.00
850	COMANCHE NOON	02/03/1971	Active(1)	22	4	0	22.22%	17		0	Y		IP	05/2021		
52082	DE LEON	10/11/1991	Active	16	1	1	0.00%	17	11	1	N	None	R	07/2019	90+ Days	\$32.00
858	DUBLIN	11/28/1952	Active	13	0	0	0.00%	13		14	Y		IP	08/2019		
859	EASTLAND	07/07/1922	Active(1)	27	5	1	17.39%	20	1	0	Y		N	11/2025		\$46.00
32779	EULA	10/22/1976	Active	9	0	0	0.00%	10		6	Y	3	R	08/2025		\$144.00
43310	GRAFORD Exc Award (06/30/2025)	01/11/1984	Active(1)	10	4	7	-23.08%	13	2	3	Y	2		11/2023		\$300.00



Club Health Assessment for District 2 E1 through January 2026

			Status	Membership						Reports				Finance		LCIF
Club Number	Club Name	Charter Date	Times in Status Quo in Past 2 Years	Current Member Count **	YTD Members Added	YTD Members Dropped	YTD Net Growth% ***	Member Count 1 Year Ago	Dropped Members Avg.Length of Service	Months Since Membership Update	Current Officers Reported ****	Current President Repeated Term	VP Reported *****	Last Date Reported Service (mm/yyyy)	Account Balance	YTD Donations
863	GRAHAM	06/15/1928	Active	69	8	1	11.29%	62	8	1	Y		N	11/2025		\$60.00
	Exc Award (06/30/2022)															
864	GRAHAM EVENING	06/13/1969	Active	21	0	1	-4.55%	21	4	3	N	None		01/2026		\$94.00
	Exc Award (06/30/2021, 06/30/2022)															
865	HAMLIN	08/29/1929	Active	16	0	1	-5.88%	20	1	6	Y		N	01/2021		
866	HASKELL	03/22/1928	Active	11	1	0	10.00%	10		2	Y	18	R	12/2019		
	Exc Award (06/30/2021)															
872	JACKSBORO	06/15/1928	Active	41	1	6	-10.87%	49	4	0	Y		N	12/2025		\$92.00
	Exc Award (06/30/2021)															
876	MERKEL	03/27/1928	Cancelled(8*)	0	0	8	-100.00%	8	10	17	N	None		08/2019	90+ Days	
82598	MIDWESTERN STATE UNIVERSITY	06/21/2004	Active(1)	8	0	0	0.00%	8		25	N	None		08/2019	90+ Days	\$16.00
878	MINERAL WELLS EVENING	06/01/1967	Active(3)	5	0	0	0.00%	5		13	Y	16	R	08/2019		
877	MINERAL WELLS NOON	08/10/1931	Active	58	4	1	5.45%	54	1	0	Y		N	09/2019		\$110.00
879	MUNDAY	02/12/1953	Active(1)	20	2	2	0.00%	17	1	0	Y		N	08/2019		
880	NOCONA	05/11/1948	Active	15	0	0	0.00%	14		8	Y		N	06/2023	90+ Days	\$30.00
881	OLNEY	05/11/1928	Active	8	0	1	-11.11%	9	21	4	Y	8		11/2019		\$18.00
885	RANGER	04/11/1922	Active	17	0	5	-22.73%	23	2	1	Y			10/2022		\$44.00
888	SEYMOUR	02/17/1937	Active	21	2	0	10.53%	18		3	Y	2	R	03/2020	90+ Days	
891	STEPHENVILLE	10/13/1922	Active	40	0	7	-14.89%	50	16	1	Y		N	12/2025		\$94.00
	Exc Award (06/30/2021, 06/30/2022, 06/30/2023)															
61810	STEPHENVILLE EVENING	04/19/1999	Active(1)	38	0	0	0.00%	38		17	N	None		12/2019		
892	STRAWN	05/03/1949	Active	10	0	0	0.00%	10		10	Y	7		03/2025		
77858	TARLETON CAMPUS	11/25/2003	Active	8	0	0	0.00%	8		34	N	4		02/2021		
894	VERNON	10/17/1921	Active	80	5	4	1.27%	85	3	0	Y		N	06/2024	90+ Days	\$1,158.00
	Exc Award (06/30/2018, 06/30/2021, 06/30/2022)															
896	WICHITA FALLS FOUNDER	10/22/1921	Active	32	3	0	10.34%	30		3	Y		N	11/2025		
	Exc Award (06/30/2024)															
38846	WICHITA FALLS NORTH EAST	08/29/1980	Active	3	0	0	0.00%	3		54	Y	11		07/2019		\$6.00



Club Health Assessment for District 2 E1 through January 2026

						Status		Membership					Reports				Finance		LCIF
						Times in Status Quo in Past 2 Years		Current Member Count **	YTD Members Added	YTD Members Dropped	YTD Net Growth***	Member Count 1 Year Ago	Dropped Members Avg.Length of Service	Months Since Membership Update	Current Officers Reported ****	Current President Repeated Term	VP Reported *****	Last Date Reported Service (mm/yyyy)	Account Balance
Club Number	Club Name		Charter Date																
Current Total Clubs Count	YTD New Clubs Count	YTD Cancelled Clubs Count	YTD Net Club Gain	Current Total Members Count	YTD Add	YTD Drop	YTD Net Growth	YTD Net Growth %	Member Count 12 Months Ago	Average Member Count Per Club	% of Clubs with less than 20 members	% No Officer Report in 12 Months	% of Clubs with balance 90+ days	Number of Clubs in Status Quo	% Status Quo Clubs in Financial Suspension	Number of Cancelled Clubs	Average Cancelled Club Age	Members Lost Due to Cancellation	% of Clubs Cancelled for Non-Financial Reasons
40	0	1	-1	869	51	68	-17	-1.92%	876	22	58%	5%	13%	0	0%	1	98	8	0%

* - P - Priority Club. Cancellation Reasons: 1-Objectives/conduct, 2-Non-active club, 5-Non-existing club, 6-Disbanding, 7-Merger, 8-Financial Suspension, 9-District/Multiple District Dues.

** Red denotes below 15 active members.

*** Red denotes 20% + loss.

**** Y - all 3 (President, Secretary, Treasurer) club officers reported, N - not all 3 reported.

***** Abbreviation: N-New, IP-Immediate Past, R-Repeat.



Club Health Assessment for District 2 E2 through January 2026

			Status	Membership						Reports				Finance	LCIF	
Club Number	Club Name	Charter Date	Times in Status Quo in Past 2 Years	Current Member Count **	YTD Members Added	YTD Members Dropped	YTD Net Growth% ***	Member Count 1 Year Ago	Dropped Members Avg.Length of Service	Months Since Membership Update	Current Officers Reported ****	Current President Repeated Term	VP Reported *****	Last Date Reported Service (mm/yyyy)	Account Balance	YTD Donations
Clubs less than two years old																
181320	DFW Blind and Persons with Disabilities	04/24/2025	Active	30	1	6	-14.29%	0	1	0	N	2		12/2025		
190496	HEB Professionals	10/13/2025	Active	28	28	0	100.00%	0		0	Y		N		90+ Days	
181629	Mid-Cities Pacific Islanders	04/07/2025	Active	30	5	0	20.00%	0		5	Y	2	R	01/2026		
Clubs more than two years old																
899	ALEDO COMMUNITY L C	10/03/1968	Active	38	0	0	0.00%	36		4	Y	2	R	01/2026		
901	ALVARADO	09/26/1939	Active	22	1	0	4.76%	20		7	Y		N	06/2025		
117210	ARGYLE	06/19/2012	Active	17	2	1	6.25%	18	8	4	Y	2	R	12/2025		\$32.00
Exc Award (06/30/2021, 06/30/2022)																
904	ARLINGTON GREATER ARLINGTON	05/31/1957	Active	37	3	1	5.71%	34	1	0	Y	2	N	12/2025		\$350.00
63934	AZLE	01/23/2001	Active	23	5	6	-4.17%	25	26	1	Y	2	N	01/2026		\$48.00
906	BENBROOK	01/14/1952	Active	18	1	3	-10.00%	19	3	3	Y	2	R	10/2025		\$40.00
Exc Award (06/30/2022, 06/30/2023)																
908	BRIDGEPORT	07/03/1928	Active	32	5	8	-8.57%	38	9	0	Y			12/2025		
Exc Award (06/30/2022)																
909	BURLESON	11/19/1945	Active	45	6	2	9.76%	50	9	1	Y	2	R	11/2025	90+ Days	
Exc Award (06/30/2023)																
911	CLEBURNE	10/20/1920	Active	52	2	3	-1.89%	53	10	0	Y		N	01/2026		\$50.00
41446	COLLEYVILLE	06/01/1982	Active	176	5	12	-3.83%	188	6	0	Y		N	01/2026		\$7,366.00
Exc Award (06/30/2016, 06/30/2017, 06/30/2018, 06/30/2020, 06/30/2022, 06/30/2023, 06/30/2025)																
914	DECATUR TEXAS INC	01/14/1925	Active	64	16	5	20.75%	54	10	0	Y		N	12/2025		
916	DENTON	12/19/1928	Active	7	0	0	0.00%	9		8	N	None		07/2022		\$14.00
Exc Award (06/30/2022)																
154595	Denton - Robson Ranch	06/14/2023	Active	31	2	0	6.90%	30		2	Y		N	01/2026		\$200.00
Exc Award (06/30/2024)																
917	DENTON HI NOON	02/14/1958	Active	7	0	0	0.00%	7		6	Y	4	N	08/2025		\$14.00
53212	DENTON TRIANGLE	06/02/1992	Active	14	0	1	-6.67%	15	11	4	Y	6	R	01/2026		\$30.00
34158	EVERMAN	06/26/1977	Active	12	0	0	0.00%	9		7	Y		N	10/2024		



Club Health Assessment for District 2 E2 through January 2026

			Status	Membership						Reports				Finance		LCIF
Club Number	Club Name	Charter Date	Times in Status Quo in Past 2 Years	Current Member Count **	YTD Members Added	YTD Members Dropped	YTD Net Growth% ***	Member Count 1 Year Ago	Dropped Members Avg.Length of Service	Months Since Membership Update	Current Officers Reported ****	Current President Repeated Term	VP Reported *****	Last Date Reported Service (mm/yyyy)	Account Balance	YTD Donations
131368	Flower Mound Irving Indian Centennial	06/16/2017	Active(2)	7	0	0	0.00%	7		7	Y	4	R	01/2025		
133115	Flower Mound New Century	11/21/2017	Active	30	3	6	-9.09%	30	4	0	Y	4	R	07/2025		\$18,000.00
	Exc Award (06/30/2018, 06/30/2023)															
919	FORT WORTH	09/26/1916	Active	19	0	2	-9.52%	22	48	0	Y		N	06/2025		\$40.00
	Exc Award (06/30/2023, 06/30/2024)															
29613	FORT WORTH FOREST HILL	06/28/1974	Cancelled(8*)	0	0	10	-100.00%	10	19	2	N	None		02/2020	90+ Days	
940	FORT WORTH HANDLEY MEADOW BRK	11/08/1945	Active	10	0	2	-16.67%	12	21	6	N	None		05/2022		
926	FORT WORTH RIVERSIDE	04/24/1940	Active	19	3	0	18.75%	18		3	Y			12/2025	90+ Days	\$32.00
934	GAINESVILLE	06/11/1948	Active	28	5	4	3.70%	29	2	1	Y		N	12/2025		\$100.00
	Exc Award (06/30/2023)															
56900	GLEN ROSE	05/10/1995	Active	66	6	3	4.76%	78	11	0	Y		N	12/2025		\$126.00
	Exc Award (06/30/2022, 06/30/2023)															
55965	GODLEY	07/05/1994	Active	34	6	1	17.24%	30	0	1	Y		N	09/2025		
	Exc Award (06/30/2023)															
936	GRANBURY	02/09/1961	Active	20	4	11	-25.93%	26	3	0	Y		N	11/2025		
	Exc Award (06/30/2022, 06/30/2023, 06/30/2024)															
57379	GRANDVIEW	09/28/1995	Active	27	1	1	0.00%	27	8	0	Y	3	N	01/2026		
	Exc Award (06/30/2023)															
937	GRAPEVINE	11/26/1934	Active	21	0	3	-12.50%	26	2	1	Y	5		12/2025		
	Exc Award (06/30/2018, 06/30/2023, 06/30/2024)															
47082	HIGHLAND VILLAGE	03/27/1987	Active	20	0	0	0.00%	21		7	Y		IP	10/2025		\$40.00
	Exc Award (06/30/2023)															
944	KELLER	02/24/1948	Active	77	12	0	18.46%	86		0	Y		N	03/2025		\$100.00
	Exc Award (06/30/2023)															
55114	KRUM	12/10/1993	Active	23	1	3	-8.00%	23	10	1	Y		N	05/2025		\$50.00
	Exc Award (06/30/2023)															
131453	Mansfield Centennial	06/21/2017	Active	14	0	0	0.00%	9		10	Y	5	R	05/2023		
949	MCKINNEY	10/30/1920	Active	33	1	0	3.13%	32		0	Y			01/2026		\$564.00
	Exc Award (06/30/2023)															
65340	MCKINNEY MORNING PRIDE	05/06/2002	Active	22	4	1	15.79%	22	8	1	N			01/2026	90+ Days	\$38.00




Club Health Assessment for District 2 E2 through January 2026

			Status	Membership						Reports				Finance	LCIF	
Club Number	Club Name	Charter Date	Times in Status Quo in Past 2 Years	Current Member Count **	YTD Members Added	YTD Members Dropped	YTD Net Growth% ***	Member Count 1 Year Ago	Dropped Members Avg.Length of Service	Months Since Membership Update	Current Officers Reported ****	Current President Repeated Term	VP Reported *****	Last Date Reported Service (mm/yyyy)	Account Balance	YTD Donations
Exc Award (06/30/2022)																
121532	Mid-Cities Family	03/11/2014	Active(2)	1	0	0	0.00%	2		8	N	None		04/2024	90+ Days	\$184.00
923	NORTHEAST RICHLAND	03/07/1963	Active	110	20	2	19.57%	91	1	0	Y		N	10/2025		
Exc Award (06/30/2016, 06/30/2018, 06/30/2022)																
115575	NORTHEAST TARRANT	11/14/2011	Active	8	0	1	-11.11%	13	2	3	N		N	12/2025		
Exc Award (06/30/2016)																
111356	NORTHWEST TARRANT	06/14/2011	Active	31	0	3	-8.82%	37	11	0	Y	2	N	01/2026		\$927.00
Exc Award (06/30/2016, 06/30/2017, 06/30/2019, 06/30/2020, 06/30/2021, 06/30/2022, 06/30/2023, 06/30/2024)																
41290	PANTEGO	05/17/1982	Active	28	1	2	-3.45%	27	12	4	Y		R	01/2026		\$3,580.00
Exc Award (06/30/2022, 06/30/2023)																
950	PRINCETON	07/01/1947	Active	18	0	0	0.00%	26		7	Y	4		06/2025		
925	RIVER OAKS	03/20/1948	Active	51	1	7	-10.53%	56	9	1	Y	10	N	01/2026		\$100.00
Exc Award (06/30/2017, 06/30/2022)																
46569	SANGER	10/21/1986	Active	41	3	2	2.50%	35	3	0	Y	4	R	12/2025		
Exc Award (06/30/2022, 06/30/2023)																
955	SHERMAN EVENING	04/23/1958	Active	22	1	0	4.76%	21		0	Y	2	R	12/2025		\$42.00
Exc Award (06/30/2017, 06/30/2022)																
954	SHERMAN NOON	06/21/1928	Active	31	0	2	-6.06%	32	17	0	Y		N	12/2025		\$166.00
Exc Award (06/30/2023)																
129744	Southlake Centennial	01/10/2017	Active	13	0	4	-23.53%	17	8	1	Y	8	R	02/2025		
Exc Award (06/30/2023)																
956	SPRINGTOWN	12/03/1959	Active	20	7	3	25.00%	18	3	0	Y		N	05/2025		
Exc Award (06/30/2023)																
36540	THE COLONY	02/12/1979	Active	12	0	0	0.00%	11		7	Y			11/2025		\$24.00
958	WEATHERFORD EVENING	02/25/1969	Active	17	1	0	6.25%	19		0	Y		N	07/2024		\$32.00
Exc Award (06/30/2022)																
957	WEATHERFORD NOON	12/13/1921	Active	95	5	6	-1.04%	95	7	0	Y		N	06/2025		\$192.00
Exc Award (06/30/2022, 06/30/2023)																
52132	WHITESBORO	11/01/1991	Active	11	0	0	0.00%	13		7	Y	7	R	08/2025		
Exc Award (06/30/2023)																



Club Health Assessment for District 2 E2 through January 2026



			Status			Membership					Reports				Finance		LCIF		
Club Number	Club Name	Charter Date	Times in Status Quo in Past 2 Years	Current Member Count **	YTD Members Added	YTD Members Dropped	YTD Net Growth% ***	Member Count 1 Year Ago	Dropped Members Avg.Length of Service	Months Since Membership Update	Current Officers Reported ****	Current President Repeated Term	VP Reported *****	Last Date Reported Service (mm/yyyy)	Account Balance	YTD Donations			
Clubs Cancelled Previous Fiscal Year – Clubs Cancelled within last 12 months may be reinstated																			
Club Number	Club Name	Charter Date	Current Status*	Cancellation Date															
64733	CROWLEY	10/29/2001	Cancelled(6*)	06/29/2025															
915	DENISON	06/01/1921	Cancelled(6*)	10/29/2024															
952	SAGINAW	09/26/1957	Cancelled(6*)	06/29/2025															
Current Total Clubs Count	YTD New Clubs Count	YTD Cancelled Clubs Count	YTD Net Club Gain	Current Total Members Count	YTD Add	YTD Drop	YTD Net Growth	YTD Net Growth %	Member Count 12 Months Ago	Average Member Count Per Club	% of Clubs with less than 20 members	% No Officer Report in 12 Months	% of Clubs with balance 90+ days	Number of Clubs in Status Quo	% Status Quo Clubs in Financial Suspension	Number of Cancelled Clubs	Average Cancelled Club Age	Members Lost Due to Cancellation	% of Clubs Cancelled for Non-Financial Reasons
52	1	1	0	1,662	167	127	40	2.47%	1,626	32	35%	2%	10%	0	0%	1	246	10	0%

* - P - Priority Club. Cancellation Reasons: 1-Objectives/conduct, 2-Non-active club, 5-Non-existing club, 6-Disbanding, 7-Merger, 8-Financial Suspension, 9-District/Multiple District Dues.

** Red denotes below 15 active members.

*** Red denotes 20% + loss.

**** Y - all 3 (President, Secretary, Treasurer) club officers reported, N - not all 3 reported.

***** Abbreviation: N-New, IP-Immediate Past, R-Repeat.



Club Health Assessment for District 2 X1 through January 2026

			Status	Membership						Reports				Finance	LCIF	
Club Number	Club Name	Charter Date	Times in Status Quo in Past 2 Years	Current Member Count **	YTD Members Added	YTD Members Dropped	YTD Net Growth% ***	Member Count 1 Year Ago	Dropped Members Avg.Length of Service	Months Since Membership Update	Current Officers Reported ****	Current President Repeated Term	VP Reported *****	Last Date Reported Service (mm/yyyy)	Account Balance	YTD Donations
Clubs less than two years old																
172757	Dallas Badhimalika	07/23/2024	Active	25	0	1	-3.85%	22	1	6	Y	2		07/2024		
178345	Dallas Everest Women's	10/31/2024	Active	38	0	4	-9.52%	35	1	3	Y	2	N	01/2026		
185320	Dallas Gorkha	07/11/2025	Active	26	26	0	100.00%	0		0	Y		N	01/2026		
176944	Dallas Himalayan Sports	09/06/2024	Active	32	0	0	0.00%	30		7	Y	2	R	01/2026		
179630	Dallas Himalayan Womens	12/30/2024	Active	39	0	0	0.00%	35		7	N	2		01/2025		
185167	Dallas Manakamana	07/11/2025	Active	22	23	1	100.00%	0	0	2	Y		N	12/2025		
181348	Dallas Multicultural	04/14/2025	Active	33	0	0	0.00%	0		7	Y	2		04/2025		
177618	DFW Cyber	09/10/2024	Active(1)	63	8	0	14.55%	25		3	Y	2	R	01/2026		
182966	Plano Corporate Cyber	06/20/2025	Active	54	1	0	1.89%	0		4	Y			07/2025		
Clubs more than two years old																
78425	ALLEN COMMUNITY Exc Award (06/30/2024)	03/09/2004	Active	0	0	11	-100.00%	11	5	1	N	None		10/2025		\$228.00
962	BALCH SPRINGS	01/08/1969	Active	9	0	0	0.00%	9		19	N	None		07/2025		
42999	CARROLLTON EVENING Exc Award (06/30/2021)	09/19/1983	Active	21	1	1	0.00%	21	31	0	Y		N	01/2026		\$2,410.00
963	CARROLLTON HOST	10/18/1934	Active	30	2	0	7.14%	27		2	Y		N	01/2026		\$208.00
42260	CEDAR HILL	02/10/1983	Active	20	1	5	-16.67%	24	13	0	Y		R	10/2024		
155901	Collin Athena Alliance Exc Award (06/30/2025)	09/18/2023	Active	45	2	5	-6.25%	46	2	0	Y		N	01/2026		\$400.00
967	COMMERCE Exc Award (06/30/2021)	10/06/1925	Active	19	0	1	-5.00%	22	10	3	Y		R	12/2025		\$1,000.00
42630	COPPELL Exc Award (06/30/2016, 06/30/2017, 06/30/2018, 06/30/2019, 06/30/2021)	05/12/1983	Active	44	1	5	-8.33%	45	30	1	Y		N	01/2026		\$8,850.00
43313	CRANDALL COMBINE	01/03/1984	Active	6	0	0	0.00%	7		7	Y	3	N	07/2024		
117832	DALLAS ACE	09/13/2012	Active(1)	6	6	30	-80.00%	16	4	1	N			11/2025		
141850	Dallas Bangladeshi Exc Award (06/30/2021)	06/24/2020	Active(1)	6	0	0	0.00%	12		7	N	2		07/2024		




Club Health Assessment for District 2 X1 through January 2026

			Status	Membership						Reports				Finance		LCIF
Club Number	Club Name	Charter Date	Times in Status Quo in Past 2 Years	Current Member Count **	YTD Members Added	YTD Members Dropped	YTD Net Growth% ***	Member Count 1 Year Ago	Dropped Members Avg.Length of Service	Months Since Membership Update	Current Officers Reported ****	Current President Repeated Term	VP Reported *****	Last Date Reported Service (mm/yyyy)	Account Balance	YTD Donations
147774	Dallas Buddha	08/10/2021	Active	31	2	17	-32.61%	45	2	5	Y		N	01/2026		\$20.00
987	DALLAS DALCLIFF-WYNNEWOOD	02/29/1952	Active	20	0	0	0.00%	18		1	Y		N	10/2024		
67639	DALLAS EVEREST	04/08/2003	Active	135	21	7	11.57%	129	6	0	Y		N	01/2026		\$2,200.00
	Exc Award (06/30/2017, 06/30/2021, 06/30/2022, 06/30/2023, 06/30/2024, 06/30/2025)															
45991	DALLAS FILIPINO	04/28/1986	Active	22	3	1	10.00%	22	30	2	Y		N	12/2025		\$300.00
	Exc Award (06/30/2016, 06/30/2017, 06/30/2018, 06/30/2020)															
969	DALLAS FOUNDER	09/15/1916	Active	73	10	9	1.39%	61	1	0	Y		N	12/2025		\$1,120.00
	Exc Award (06/30/2023, 07/30/2017)															
129989	Dallas Frisco	02/14/2017	Active	8	0	4	-33.33%	12	3	0	N	None		02/2025		
155166	Dallas Green	08/14/2023	Active	26	0	0	0.00%	24		7	Y		N	01/2026		
153516	Dallas Health	03/14/2023	Active	21	9	7	10.53%	20	2	0	Y			09/2025		
	Exc Award (06/30/2025)															
44410	DALLAS INDIAN	12/31/1984	Active	47	4	3	2.17%	46	1	0	Y		N	01/2026		\$400.00
	Exc Award (06/30/2016, 06/30/2024)															
151835	Dallas Lumbini	08/31/2022	Active(1)	26	0	0	0.00%	24		7	N	2		11/2024		
130010	Dallas North Indo Centennial	02/01/2017	Active	31	0	0	0.00%	31		10	N	None	N	05/2025		
980	DALLAS OAK CLIFF	04/01/1929	Active	98	5	1	4.26%	82	8	0	Y		N	08/2024		\$3,100.00
	Exc Award (06/30/2022)															
982	DALLAS PARK CITIES	01/17/1929	Active	20	0	0	0.00%	19		4	Y		N	01/2026		\$300.00
	Exc Award (06/30/2021)															
143313	Dallas Pokhara	11/16/2020	Active	30	0	0	0.00%	30		9	Y	2	R	01/2026		
	Exc Award (06/30/2025)															
984	DALLAS SOUTH	06/22/1970	Active(1)	8	0	0	0.00%	9		9	Y	5		04/2025		
	Exc Award (06/30/2017)															
990	DALLAS TRINITY INDUSTRIAL	05/02/1951	Active	21	5	2	16.67%	17	1	1	Y	2	N	12/2025		\$6,347.00
	Exc Award (06/30/2022, 06/30/2023, 06/30/2024, 06/30/2025)															
986	DALLAS WHITE ROCK	02/19/1951	Active	11	0	1	-8.33%	15	3	4	Y			12/2025		\$48.00
90223	DALLAS WOMEN'S	11/23/2005	Active(1)	3	0	0	0.00%	3		20	Y	4		07/2024		
	Exc Award (06/30/2021)															



Club Health Assessment for District 2 X1 through January 2026

			Status	Membership						Reports				Finance	LCIF	
Club Number	Club Name	Charter Date	Times in Status Quo in Past 2 Years	Current Member Count **	YTD Members Added	YTD Members Dropped	YTD Net Growth% ***	Member Count 1 Year Ago	Dropped Members Avg.Length of Service	Months Since Membership Update	Current Officers Reported ****	Current President Repeated Term	VP Reported *****	Last Date Reported Service (mm/yyyy)	Account Balance	YTD Donations
993	DE SOTO	09/19/1949	Active	30	0	0	0.00%	24		1	Y		N	10/2025		\$147.00
	Exc Award (06/30/2017, 06/30/2022, 06/30/2024, 06/30/2025)															
995	DUNCANVILLE NOON	08/02/1971	Active	65	12	9	4.84%	59	7	0	Y			01/2026		\$1,030.00
	Exc Award (06/30/2018, 06/30/2025)															
996	ENNIS HOST	03/05/1921	Active	41	4	1	7.89%	51	4	0	Y	2		10/2024		
49668	FERRIS	06/30/1989	Active	6	1	0	20.00%	5		5	Y	4	R	08/2025		
	Exc Award (06/30/2023)															
34931	FORNEY	01/17/1978	Active	25	1	2	-3.85%	30	12	0	Y			01/2026		
1001	GARLAND EVENING	09/04/1958	Active	6	0	0	0.00%	6		9	Y	2	R	01/2026		
	Exc Award (06/30/2023)															
1003	GRAND PRAIRIE HOST	08/10/1942	Active	63	2	6	-5.97%	74	6	0	Y		N	01/2026		\$2,120.00
	Exc Award (06/30/2017, 06/30/2020, 06/30/2021, 06/30/2022, 06/30/2024)															
156930	Grand Prairie Host Family	12/21/2023	Active	29	6	12	-17.14%	40	2	0	N		N	10/2025		\$20.00
	Exc Award (06/30/2025)															
1005	GREENVILLE	07/02/1921	Active	20	0	2	-9.09%	24	27	1	Y		N	11/2025		
156033	Irving (DFW) Independent Campus	09/26/2023	Active	32	0	0	0.00%	29		7	Y		N	01/2025		
58413	IRVING DFW INDIAN	06/13/1996	Active	50	3	1	4.17%	52	27	0	Y		R	01/2026		\$1,150.00
	Exc Award (06/30/2017, 06/30/2018, 06/30/2019, 06/30/2020, 06/30/2023, 06/30/2024)															
134371	Irving Everest Centennial	04/18/2018	Active	64	8	3	8.47%	53	2	1	Y		N	01/2026		\$394.00
	Exc Award (06/30/2021, 06/30/2023, 06/30/2024, 06/30/2025)															
1008	IRVING NOON DAY	07/31/1957	Active(1)	12	0	12	-50.00%	22	12	1	Y	8	N	04/2025		
	Exc Award (06/30/2017, 06/30/2018)															
96739	ITALY	03/27/2006	Active	5	0	0	0.00%	6		8	Y	12	R	12/2025		\$100.00
	Exc Award (06/30/2022)															
1011	KAUFMAN	07/17/1928	Active	100	6	15	-8.26%	98	3	0	Y			01/2026		\$1,200.00
	Exc Award (06/30/2020, 06/30/2024)															
135184	Lancaster New Centennial	06/25/2018	Active	50	0	6	-10.71%	52	4	2	Y		N	06/2025		
	Exc Award (06/30/2024)															
1014	MABANK CEDAR CREEK AREA	02/12/1970	Active	31	4	2	6.90%	27	3	2	Y	5	N	01/2026		\$10,450.00



Club Health Assessment for District 2 X1 through January 2026

			Status	Membership						Reports				Finance	LCIF	
Club Number	Club Name	Charter Date	Times in Status Quo in Past 2 Years	Current Member Count **	YTD Members Added	YTD Members Dropped	YTD Net Growth% ***	Member Count 1 Year Ago	Dropped Members Avg.Length of Service	Months Since Membership Update	Current Officers Reported ****	Current President Repeated Term	VP Reported *****	Last Date Reported Service (mm/yyyy)	Account Balance	YTD Donations
Exc Award (06/30/2021, 06/30/2023, 06/30/2024)			Active	23	0	5	-17.86%	27	4	0	N	4	R	12/2025		\$100.00
84344	MAYPEARL	10/19/2004		7	2	0	40.00%	6	0	Y	2		12/2025			
Exc Award (06/30/2023)				53	6	3	6.00%	49	1	0	Y		N	01/2026		\$100.00
Exc Award (06/30/2021, 06/30/2023, 06/30/2024, 06/30/2025)			Active	54	1	7	-10.00%	55	5	1	Y		N	01/2026		\$1,350.00
136456	Plano Collin Nepalese	10/18/2018		41	6	3	7.89%	39	32	1	Y	2	R	01/2026		
Exc Award (06/30/2021)				2	0	0	0.00%	2	17	Y	9		11/2024			
62193	PLANO EVENING	06/28/1999	Active	22	1	1	0.00%	21	3	3	Y	3	R	01/2026	90+ Days	
Exc Award (06/30/2025)			Active	22	1	0	4.76%	21		2	Y	4	R	12/2025	90+ Days	
1024	RICHARDSON HOST	08/22/1957		26	5	2	13.04%	23	6	0	Y	2	N	01/2026		
Exc Award (06/30/2021, 06/30/2023)				18	0	0	0.00%	18	21	N	2		11/2024			
1026	ROCKWALL	05/10/1951	Active	15	1	3	-11.76%	17	6	1	Y		N	12/2025	90+ Days	\$398.00
1027	ROWLETT	04/04/1966	Cancelled(6*)	0	0	8	-100.00%	9	7	5	N	None	06/2025			
Exc Award (06/30/2017, 06/30/2018, 06/30/2021, 06/30/2024)			14	0	8	-36.36%	22	8	1	Y		R	01/2026	\$1,260.00		
Exc Award (06/30/2022, 06/30/2023, 06/30/2024)			Active	20	0	0	0.00%	20		20	Y	13		12/2025		
Exc Award (06/30/2017)				18	1	6	-21.74%	24	6	1	Y		N	09/2025		
1029	TERRELL	02/28/1921		23	0	13	-36.11%	12	1	1	N		10/2024	\$1,000.00		
118089	UTD INFINITY	10/29/2012	Active	60	2	8	-9.09%	66	5	5	Y		N	09/2025		\$2,000.00
1032	WAXAHACHIE	02/03/1925	Active	6	5	2	100.00%	3	17	1	Y			10/2025		\$15.00
Exc Award (06/30/2023)																



Club Health Assessment for District 2 X1 through January 2026

						Status		Membership					Reports				Finance		LCIF
						Times in Status Quo in Past 2 Years		Current Member Count **	YTD Members Added	YTD Members Dropped	YTD Net Growth***	Member Count 1 Year Ago	Dropped Members Avg.Length of Service	Months Since Membership Update	Current Officers Reported ****	Current President Repeated Term	VP Reported *****	Last Date Reported Service (mm/yyyy)	Account Balance
Club Number	Club Name		Charter Date																
Current Total Clubs Count	YTD New Clubs Count	YTD Cancelled Clubs Count	YTD Net Club Gain	Current Total Members Count	YTD Add	YTD Drop	YTD Net Growth	Member Count 12 Months Ago	Average Member Count Per Club	% of Clubs with less than 20 members	% No Officer Report in 12 Months	% of Clubs with balance 90+ days	Number of Clubs in Status Quo	% Status Quo Clubs in Financial Suspension	Number of Cancelled Clubs	Average Cancelled Club Age	Members Lost Due to Cancellation	% of Clubs Cancelled for Non-Financial Reasons	
72	2	1	1	2,222	208	256	-48	-2.11%	2,080	31	29%	1%	3%	0	0%	1	18	8	100%

* - P - Priority Club. Cancellation Reasons: 1-Objectives/conduct, 2-Non-active club, 5-Non-existing club, 6-Disbanding, 7-Merger, 8-Financial Suspension, 9-District/Multiple District Dues.

** Red denotes below 15 active members.

*** Red denotes 20% + loss.

**** Y - all 3 (President, Secretary, Treasurer) club officers reported, N - not all 3 reported.

***** Abbreviation: N-New, IP-Immediate Past, R-Repeat.



Club Health Assessment for District 2 X2 through January 2026

			Status	Membership						Reports				Finance	LCIF	
Club Number	Club Name	Charter Date	Times in Status Quo in Past 2 Years	Current Member Count **	YTD Members Added	YTD Members Dropped	YTD Net Growth% ***	Member Count 1 Year Ago	Dropped Members Avg.Length of Service	Months Since Membership Update	Current Officers Reported ****	Current President Repeated Term	VP Reported *****	Last Date Reported Service (mm/yyyy)	Account Balance	YTD Donations
Clubs less than two years old																
182364	Hughes Springs	05/21/2025	Active	26	2	0	8.33%	0		3	Y	2	N		90+ Days	\$30.00
190685	Longview Multi-Cultural	10/16/2025	Active	15	25	10	100.00%	0	0	0	Y		N	12/2025		\$25.00
191230	Wiley University Campus	12/02/2025	Newly Chartered	22	22	0	100.00%	0		1	Y		N			\$25.00
Clubs more than two years old																
1035	ATLANTA Exc Award (06/30/2023)	05/30/1940	Active	105	42	10	43.84%	48	2	0	Y	5		07/2025		\$160.00
154872	Avinger Area	06/20/2023	Active	22	2	5	-12.00%	21	3	1	Y		N	11/2025		\$35.00
126191	Big Sandy Area Exc Award (06/30/2017, 06/30/2018, 06/30/2019, 06/30/2021, 06/30/2022, 06/30/2023)	11/17/2015	Active	29	1	5	-12.12%	33	4	1	Y		N	01/2026		\$150.00
1039	BONHAM Exc Award (06/30/2021, 06/30/2024)	08/14/1939	Active	12	1	0	9.09%	12		5	Y	3		03/2024		\$380.00
1040	CANTON	02/26/1932	Active	78	1	5	-4.88%	87	27	1	Y		N	08/2025		\$302.75
1042	DAINGERFIELD	04/25/1944	Active	11	1	1	0.00%	11	29	0	Y	2	R	11/2025		\$52.00
156611	Diana	11/13/2023	Active	12	3	0	33.33%	14		6	Y	2		02/2024	90+ Days	\$30.00
1047	EMORY	05/14/1941	Active	14	3	0	27.27%	12		1	Y	14		10/2025	90+ Days	\$30.00
1048	GILMER Exc Award (06/30/2022)	10/13/1953	Active	27	4	3	3.85%	21	11	1	Y	2	R	12/2025		\$38.75
1049	GLADEWATER	09/09/1931	Active	17	3	1	13.33%	15	2	4	Y		R	01/2026	90+ Days	\$30.00
1052	HALLSVILLE Exc Award (06/30/2021, 06/30/2022)	04/05/1946	Active	37	3	0	8.82%	36		2	Y		N	12/2025		\$3,590.50
1375	HENDERSON Exc Award (06/30/2024)	01/09/1924	Active	48	2	0	4.35%	42		5	Y		N	08/2024		\$230.00
1056	JEFFERSON Exc Award (06/30/2022)	04/08/1946	Active	17	2	8	-26.09%	21	5	2	Y		N	10/2025		\$464.00
1057	JUDSON Exc Award (06/30/2017, 06/30/2020, 06/30/2022, 06/30/2024, 06/30/2025)	05/05/1955	Active	51	5	1	8.51%	49	56	5	Y		N	09/2025		\$650.00



Club Health Assessment for District 2 X2 through January 2026

			Status	Membership						Reports				Finance	LCIF	
Club Number	Club Name	Charter Date	Times in Status Quo in Past 2 Years	Current Member Count **	YTD Members Added	YTD Members Dropped	YTD Net Growth% ***	Member Count 1 Year Ago	Dropped Members Avg.Length of Service	Months Since Membership Update	Current Officers Reported ****	Current President Repeated Term	VP Reported *****	Last Date Reported Service (mm/yyyy)	Account Balance	YTD Donations
1059	KILGORE	04/09/1931	Active	53	4	3	1.92%	51	15	0	Y		N	01/2026		\$280.00
1063	LINDEN	04/16/1946	Active	28	6	8	-6.67%	32	2	0	Y		N	06/2025		\$30.00
Exc Award (06/30/2021, 06/30/2024)																
1064	LONGVIEW	05/18/1928	Active	6	0	0	0.00%	14		6	Y			05/2025		\$130.00
Exc Award (06/30/2017, 06/30/2020, 06/30/2021)																
1066	MARSHALL	04/05/1938	Active	52	5	5	0.00%	42	2	0	Y		N	01/2026		\$1,746.00
Exc Award (06/30/2024, 06/30/2025)																
1070	MT PLEASANT	09/14/1948	Active	67	2	11	-11.84%	81	4	1	Y		N	12/2025		\$1,622.00
Exc Award (06/30/2018, 06/30/2021, 06/30/2022, 06/30/2024)																
1073	NEW BOSTON	04/05/1940	Active	14	1	3	-12.50%	17	27	1	Y	14		11/2022		\$30.00
1074	NEW BOSTON EVENING	02/11/1965	Active(1)	10	0	0	0.00%	11		31	N	11		04/2022		\$30.00
95183	ORE CITY	02/02/2006	Active	32	8	1	28.00%	27	2	2	Y			01/2026		\$2,747.00
1076	PARIS FOUNDERS	05/08/1921	Active(1)	10	3	2	11.11%	9	41	2	Y		N	04/2018		\$30.00
1078	PITTSBURG	02/13/1954	Active	29	7	1	26.09%	21	6	0	Y		N	08/2025	90+ Days	\$84.75
Exc Award (06/30/2023)																
33198	QUITMAN	01/24/1977	Cancelled(6*)	0	0	11	-100.00%	11	23	1	N	None		05/2024		\$30.00
1081	SULPHUR SPRINGS	09/13/1937	Active	28	3	0	12.00%	24		0	Y		N	12/2023		\$130.00
1414	TATUM	04/09/1953	Active	24	1	0	4.35%	23		1	Y	2	R	05/2025		\$40.00
1084	TYLER	08/27/1931	Active	32	3	3	0.00%	36	2	1	Y			09/2025	90+ Days	\$890.00
Exc Award (06/30/2021, 06/30/2022, 06/30/2023)																
98960	WASKOM	04/03/2007	Active	45	7	1	15.38%	38	1	0	Y		N	07/2025		\$2,516.75
Exc Award (06/30/2024, 06/30/2025)																
1087	WHITE OAK	11/19/1953	Active	9	0	0	0.00%	7		12	Y	2	N	07/2024		\$30.00
1088	WINNSBORO	03/24/1949	Active	9	0	1	-10.00%	9	27	5	Y	7	R	12/2025		\$30.00
52008	YANTIS LAKE FORK	09/17/1991	Active	19	4	0	26.67%	15		6	Y	7		07/2025	90+ Days	\$30.00

Clubs Cancelled Previous Fiscal Year – Clubs Cancelled within last 12 months may be reinstated

Club Number	Club Name	Charter Date	Current Status*	Cancellation Date
1050	GRAND SALINE	10/16/1931	Cancelled(6*)	06/29/2025



Club Health Assessment for District 2 X2 through January 2026

						Status		Membership					Reports				Finance		LCIF
						Times in Status Quo in Past 2 Years		Current Member Count **	YTD Members Added	YTD Members Dropped	YTD Net Growth***	Member Count 1 Year Ago	Dropped Members Avg.Length of Service	Months Since Membership Update	Current Officers Reported ****	Current President Repeated Term	VP Reported *****	Last Date Reported Service (mm/yyyy)	Account Balance
Club Number	Club Name	Charter Date																	
Current Total Clubs Count	YTD New Clubs Count	YTD Cancelled Clubs Count	YTD Net Club Gain	Current Total Members Count	YTD Add	YTD Drop	YTD Net Growth	Member Count 12 Months Ago	Average Member Count Per Club	% of Clubs with less than 20 members	% No Officer Report in 12 Months	% of Clubs with balance 90+ days	Number of Clubs in Status Quo	% Status Quo Clubs in Financial Suspension	Number of Cancelled Clubs	Average Cancelled Club Age	Members Lost Due to Cancellation	% of Clubs Cancelled for Non-Financial Reasons	
34	2	1	1	1,010	176	99	77	8.25%	890	30	41%	0%	21%	0	0%	1	143	11	100%

* - P - Priority Club. Cancellation Reasons: 1-Objectives/conduct, 2-Non-active club, 5-Non-existing club, 6-Disbanding, 7-Merger, 8-Financial Suspension, 9-District/Multiple District Dues.

** Red denotes below 15 active members.

*** Red denotes 20% + loss.

**** Y - all 3 (President, Secretary, Treasurer) club officers reported, N - not all 3 reported.

***** Abbreviation: N-New, IP-Immediate Past, R-Repeat.



Club Health Assessment for District 2 X3 through January 2026

			Status	Membership						Reports				Finance	LCIF	
Club Number	Club Name	Charter Date	Times in Status Quo in Past 2 Years	Current Member Count **	YTD Members Added	YTD Members Dropped	YTD Net Growth% ***	Member Count 1 Year Ago	Dropped Members Avg.Length of Service	Months Since Membership Update	Current Officers Reported ****	Current President Repeated Term	VP Reported *****	Last Date Reported Service (mm/yyyy)	Account Balance	YTD Donations
Clubs less than two years old																
179433	Bellmead-Lacy Lakeview	11/06/2024	Active	15	1	0	7.14%	18		4	Y		N	10/2025		\$1,300.00
182205	Hico Area	05/14/2025	Active	10	0	11	-52.38%	0	0	2	Y	2				
180771	Hill County Lake Whitney	02/06/2025	Active	15	3	6	-16.67%	0	1	2	Y		IP	10/2025		
187483	Houston	07/23/2025	Active	14	20	6	100.00%	0	0	3	Y			08/2025		
190394	Malakoff	12/17/2025	Newly Chartered	20	20	0	100.00%	0		1	Y		N			
Clubs more than two years old																
1092	BELTON	04/15/1938	Active	44	11	3	22.22%	36	8	0	Y		N	01/2026		\$72.00
Exc Award (06/30/2023, 06/30/2024)																
1094	BLOOMING GROVE	09/26/1949	Active	14	4	0	40.00%	10		0	Y	3	R	12/2025		
52053	BUFFALO	10/04/1991	Active	17	1	3	-10.53%	20	2	1	Y	2	N	01/2026	90+ Days	\$38.00
Exc Award (06/30/2023)																
1099	CLIFTON	03/14/1929	Active	46	0	6	-11.54%	50	5	2	Y		N	12/2024		\$104.00
Exc Award (06/30/2021, 06/30/2023)																
1101	COPPERAS COVE	01/28/1946	Active	12	2	1	9.09%	14	2	0	Y	3	N	10/2023		\$50.00
Exc Award (06/30/2024)																
1102	CORSICANA	07/03/1918	Active	32	2	4	-5.88%	33	10	0	Y		N	05/2025		\$68.00
1104	CROCKETT	08/22/1923	Active	43	8	8	0.00%	37	9	0	Y		N	01/2026		\$86.00
1105	DAWSON	05/10/1940	Active(3)	11	0	5	-31.25%	16	9	1	N	None		02/2020		
1108	FAIRFIELD	05/02/1953	Active	17	0	1	-5.56%	16	1	0	Y		R	06/2019		\$36.00
1110	GATESVILLE	04/11/1935	Active	53	7	5	3.92%	53	9	0	Y		N	12/2025		
Exc Award (06/30/2021)																
48525	GRAPELAND NOON	05/10/1988	Active	37	1	6	-11.90%	48	13	1	Y		N	12/2025		\$84.00
Exc Award (06/30/2019, 06/30/2024)																
141406	Greater Athens Area	04/09/2020	Active	8	1	2	-11.11%	9	4	0	Y			12/2025		\$18.00
1112	GROESBECK	08/23/1923	Active	40	3	1	5.26%	46	57	1	Y		R	01/2026	90+ Days	\$76.00
Exc Award (06/30/2016)																
1113	HAMILTON	01/26/1943	Active	35	4	4	0.00%	34	3	0	Y		N	11/2024		\$70.00
103994	HARKER HEIGHTS	11/19/2008	Active	12	2	0	20.00%	13		1	Y		N	12/2025		\$20.00



Club Health Assessment for District 2 X3 through January 2026

			Status	Membership						Reports				Finance	LCIF	
Club Number	Club Name	Charter Date	Times in Status Quo in Past 2 Years	Current Member Count **	YTD Members Added	YTD Members Dropped	YTD Net Growth% ***	Member Count 1 Year Ago	Dropped Members Avg.Length of Service	Months Since Membership Update	Current Officers Reported ****	Current President Repeated Term	VP Reported *****	Last Date Reported Service (mm/yyyy)	Account Balance	YTD Donations
Exc Award (06/30/2022, 06/30/2024)																
40844	HEWITT	02/08/1982	Active(1)	17	0	1	-5.56%	20	11	1	Y		N	01/2026		\$1,076.00
Exc Award (06/30/2018)																
156068	Hill County Evening	09/28/2023	Active	15	0	0	0.00%	18		7	Y	3	N	07/2024		
1114	HILLSBORO	11/21/1921	Active	52	10	8	4.00%	55	9	0	Y		N	01/2026		\$250.00
Exc Award (06/30/2018, 06/30/2022)																
1115	HUBBARD	03/28/1929	Active	19	5	4	5.56%	18	11	1	Y	12	R	06/2025		\$36.00
1118	KENNARD	06/18/1973	Active	9	0	0	0.00%	9		15	Y		N	02/2020		\$18.00
1120	KILLEEN EVENING	11/11/1964	Active	20	3	2	5.26%	19	3	1	N		N	01/2026		\$221.00
Exc Award (06/30/2016, 06/30/2018, 06/30/2019, 06/30/2021)																
121362	Killeen Ladies	02/11/2014	P- Active	0	0	5	-100.00%	5	11	0	N	None		12/2024		\$10.00
1119	KILLEEN NOON	05/24/1950	Active	52	1	4	-5.45%	52	4	1	Y		N	09/2025		\$195.00
49757	KOSSE	07/05/1989	Active	15	0	0	0.00%	18		8	N			06/2024		\$30.00
77837	LAMPASAS	11/28/2003	Active	10	0	0	0.00%	14		1	Y	2		07/2024		\$20.00
1122	LOMETA	03/16/1945	Active	18	3	0	20.00%	19		1	Y		N	12/2019		
1126	MARLIN	05/10/1935	Active(1)	15	0	0	0.00%	15		17	N	None		07/2021		\$30.00
155967	Mart Area	09/07/2023	Active	11	0	1	-8.33%	11	2	3	Y		N	12/2024		\$24.00
1128	MC GREGOR	05/22/1952	Active	20	1	0	5.26%	20		4	Y		N	02/2024		\$38.00
153113	McLennan County Lake Waco	12/12/2022	Active(4)	16	0	0	0.00%	16		3	N	None		05/2025		\$1,000.00
Exc Award (06/30/2025)																
1129	MERIDIAN	06/04/1956	Active	8	1	0	14.29%	8		6	Y	3		12/2024		\$14.00
1130	MEXIA	11/05/1921	Active	19	3	3	0.00%	21	10	0	Y			08/2025		\$2,000.00
134337	Nolanville Lions Clubs	04/30/2018	Active	18	0	0	0.00%	17		6	N	None		06/2024		
1132	OGLESBY	11/10/1949	Active	32	3	2	3.23%	29	8	0	Y		N	08/2018		\$62.00
1133	PALESTINE	07/06/1923	Active	34	1	4	-8.11%	36	2	2	Y	2	R	11/2025		\$134.00
1134	PALESTINE EVENING	10/24/1968	Active	8	0	0	0.00%	8		0	Y			01/2015		
134105	Piney Woods	03/19/2018	Active	29	0	3	-9.38%	30	5	1	Y		N	01/2026		\$64.00
1135	RIESEL	03/11/1947	Active	17	3	9	-26.09%	22	9	0	Y		N	01/2026		
1136	ROBINSON	06/16/1964	Active	5	0	0	0.00%	5		15	N	None		10/2024		



Club Health Assessment for District 2 X3 through January 2026

						Status				Membership					Reports				Finance		LCIF
						Times in Status Quo in Past 2 Years	Current Member Count **	YTD Members Added	YTD Members Dropped	YTD Net Growth% ***	Member Count 1 Year Ago	Dropped Members Avg.Length of Service	Months Since Membership Update	Current Officers Reported ****	Current President Repeated Term	VP Reported *****	Last Date Reported Service (mm/yyyy)	Account Balance	YTD Donations		
Club Number	Club Name	Charter Date																			
122293	Robinson Area	05/27/2014	Active	20	3	2	5.26%	25	3	0	Y		N	01/2026		\$403.00					
	Exc Award (06/30/2016, 06/30/2022, 06/30/2023, 06/30/2024, 06/30/2025)																				
123172	Rosebud-Lott Area	09/22/2014	Active	10	0	0	0.00%	11		7	Y	10	R	01/2026		\$20.00					
30547	SALADO	04/11/1975	Active	57	9	10	-1.72%	59	11	0	Y		N	12/2025		\$116.00					
53343	TEMPLE BREAKFAST	06/23/1992	Active	27	3	0	12.50%	27		0	Y	3	R	01/2026		\$56.00					
1138	TEMPLE FOUNDER	06/21/1917	Active	112	2	5	-2.61%	114	3	0	Y		N	06/2025		\$230.00					
	Exc Award (06/30/2022)																				
124895	Temple-Belton Ladies	05/19/2015	Active	10	0	1	-9.09%	14	5	1	N		R	05/2025		\$1,000.00					
	Exc Award (06/30/2020, 06/30/2021, 06/30/2022, 06/30/2024)																				
41952	VALLEY MILLS	11/15/1982	Active	14	0	0	0.00%	14		22	N	None		09/2024							
1141	WACO FOUNDER, INC.	07/19/1916	Active	62	2	5	-4.62%	67	9	0	Y		N	12/2025		\$230.00					
120955	Waco Women's	12/13/2013	Active	16	0	2	-11.11%	18	2	1	Y			01/2026		\$636.00					
	Exc Award (06/30/2016, 06/30/2023)																				
1145	WHITNEY	06/29/1931	Active(1)	9	0	10	-52.63%	26	8	0	Y		N	10/2024							
Current Total Clubs Count	YTD New Clubs Count	YTD Cancelled Clubs Count	YTD Net Club Gain	Current Total Members Count	YTD Add	YTD Drop	YTD Net Growth %	Member Count 12 Months Ago	Average Member Count Per Club	% of Clubs with less than 20 members	% No Officer Report in 12 Months	% of Clubs with balance 90+ days	Number of Clubs in Status Quo	% Status Quo Clubs in Financial Suspension	Number of Cancelled Clubs	Average Cancelled Club Age	Members Lost Due to Cancellation	% of Clubs Cancelled for Non-Financial Reasons			
54	2	0	2	1,291	143	153	-10	-0.77%	1,313	24	61%	11%	4%	0	0%	0	0	0%			

* - P - Priority Club. Cancellation Reasons: 1-Objectives/conduct, 2-Non-active club, 5-Non-existing club, 6-Disbanding, 7-Merger, 8-Financial Suspension, 9-District/Multiple District Dues.

** Red denotes below 15 active members.

*** Red denotes 20% + loss.

**** Y - all 3 (President, Secretary, Treasurer) club officers reported, N - not all 3 reported.

***** Abbreviation: N-New, IP-Immediate Past, R-Repeat.



Club Health Assessment for District 2 A1 through January 2026

			Status	Membership						Reports				Finance	LCIF	
Club Number	Club Name	Charter Date	Times in Status Quo in Past 2 Years	Current Member Count **	YTD Members Added	YTD Members Dropped	YTD Net Growth% ***	Member Count 1 Year Ago	Dropped Members Avg.Length of Service	Months Since Membership Update	Current Officers Reported ****	Current President Repeated Term	VP Reported *****	Last Date Reported Service (mm/yyyy)	Account Balance	YTD Donations
Clubs more than two years old																
1147	BALLINGER	08/16/1928	Active	39	3	4	-2.50%	37	5	0	Y		N	09/2025		
	Exc Award (06/30/2025)															
31849	BALLINGER BREAKFAST	03/24/1976	Active	7	1	0	16.67%	6		6	Y	19	N	01/2026		
130483	Big Spring Centennial	03/17/2017	Active	8	3	4	-11.11%	9	7	0	N	2	R	01/2025		
33071	BLANKET	12/21/1976	Active	7	0	3	-30.00%	10	6	1	N	13		06/2019		
1154	BRONTE EVENING	05/19/1966	Active	7	0	1	-12.50%	8	18	0	N	7		10/2018		
1157	COAHOMA	09/28/1955	Active	24	8	4	20.00%	20	18	0	Y	10		02/2019		
1159	COLEMAN EVENING	03/19/1968	Active	21	7	5	10.53%	19	17	0	Y	2	N	12/2025		
1160	COLORADO CITY	07/17/1922	Active	31	3	2	3.33%	31	1	0	Y		N	01/2026		\$70.00
	Exc Award (06/30/2024)															
1164	ELDORADO	05/18/1928	Active	12	1	1	0.00%	12	21	6	Y	2	R	05/2024		
32189	GARDEN CITY	05/11/1976	Active	9	0	0	0.00%	12		10	N	4				
1165	GOLDTHWAITE	05/13/1929	Active	14	0	0	0.00%	14		15	N	None		11/2023		
1167	JUNCTION	01/25/1945	Active	10	0	0	0.00%	12		7	Y	2		06/2025		
1169	KINGSLAND	01/19/1961	Active	47	0	1	-2.08%	52	13	3	Y		N	10/2025		
1170	LLANO	04/01/1935	Active	46	4	4	0.00%	45	1	1	Y		N	06/2019		
1173	MASON	02/10/1942	Active	49	2	8	-10.91%	57	7	0	Y	2	N	04/2019		\$1,000.00
41655	MERTZON IRION COUNTY	06/29/1982	Active	13	1	0	8.33%	11		6	N				90+ Days	
1175	MIDLAND DOWNTOWN	04/09/1928	Active	17	0	9	-34.62%	28	33	0	N	None		03/2025		
42512	MIDLAND NORTHSIDE	04/26/1983	Active	20	0	0	0.00%	18		3	Y		N	01/2026		\$1,100.00
1180	MIDLAND TALL CITY	11/30/1971	Active	10	2	0	25.00%	8		3	Y			10/2024	90+ Days	
1181	MIDLAND WEST SIDE	12/10/1953	Active	46	1	0	2.22%	47		6	Y		N	11/2025		\$2,590.00
	Exc Award (06/30/2018, 06/30/2021, 06/30/2023, 06/30/2024)															
1182	MILES	10/15/1948	Active	16	2	2	0.00%	17	31	0	Y		R			
1188	REAGAN COUNTY	06/23/1941	Active(1)	17	0	0	0.00%	17		29	N					
1190	ROWENA	10/28/1948	Active	24	3	2	4.35%	23	30	3	Y	4			90+ Days	
52945	SAN ANGELO CONCHO PEARL	04/23/1992	Active	32	4	4	0.00%	31	9	0	Y		N	12/2025		\$66.00



Club Health Assessment for District 2 A1 through January 2026

			Status	Membership						Reports				Finance	LCIF	
Club Number	Club Name	Charter Date	Times in Status Quo in Past 2 Years	Current Member Count **	YTD Members Added	YTD Members Dropped	YTD Net Growth% ***	Member Count 1 Year Ago	Dropped Members Avg.Length of Service	Months Since Membership Update	Current Officers Reported ****	Current President Repeated Term	VP Reported *****	Last Date Reported Service (mm/yyyy)	Account Balance	YTD Donations
Exc Award (06/30/2018, 06/30/2023)																
1191	SAN ANGELO DOWNTOWN	09/06/1923	Active	73	7	7	0.00%	83	20	0	Y		N	12/2024		\$202.00
Exc Award (06/30/2023)																
1192	SAN ANGELO EAST ANGELO	01/06/1958	Active	84	8	3	6.33%	91	24	0	Y		N	06/2024		
Exc Award (06/30/2023)																
119252	SAN ANGELO LADY LIONS	04/29/2013	Active	24	4	0	20.00%	20		3	Y		N	01/2026		
Exc Award (06/30/2018)																
133959	San Angelo Lighthouse	03/07/2018	Active(1)	15	0	1	-6.25%	16	8	1	Y			04/2019		
1195	SAN ANGELO SOUTHSIDE	01/29/1960	Active	18	0	0	0.00%	18		15	Y	5	R	04/2019		
1202	SONORA	05/09/1928	Active	27	0	5	-15.63%	31	16	0	Y		N			
1205	STERLING CITY	03/28/1929	Active(1)	10	0	0	0.00%	10		13	Y	5		10/2014		
1206	SWEETWATER	09/16/1929	Active	59	2	2	0.00%	60	19	1	N	None		01/2026		\$232.00
1210	WINTERS	05/23/1924	Active	10	1	1	0.00%	11	4	6	Y	3		05/2024	90+ Days	

Clubs Cancelled Previous Fiscal Year – Clubs Cancelled within last 12 months may be reinstated

Club Number	Club Name	Charter Date	Current Status*	Cancellation Date
1148	BANGS	12/04/1944	Cancelled(8*)	12/30/2024
104952	CONCHO COUNTY	03/10/2009	Cancelled(8*)	06/29/2025
39022	LAKE BROWNWOOD L C	11/17/1980	Cancelled(6*)	11/30/2024
125959	Roscoe	10/13/2015	Cancelled(6*)	11/30/2024
1194	SAN ANGELO NORTH BY NORTHWEST	06/30/1972	Cancelled(6*)	12/30/2024

Current Total Clubs Count	YTD New Clubs Count	YTD Cancelled Clubs Count	YTD Net Club Gain	Current Total Members Count	YTD Add	YTD Drop	YTD Net Growth	YTD Net Growth %	Member Count 12 Months Ago	Average Member Count Per Club	% of Clubs with less than 20 members	% No Officer Report in 12 Months	% of Clubs with balance 90+ days	Number of Clubs in Status Quo	% Status Quo Clubs in Financial Suspension	Number of Cancelled Clubs	Average Cancelled Club Age	Members Lost Due to Cancellation	% of Clubs Cancelled for Non-Financial Reasons
33	0	0	0	846	67	73	-6	-0.70%	884	26	52%	3%	12%	0	0%	0	0	0	0%

* - P - Priority Club. Cancellation Reasons: 1-Objectives/conduct, 2-Non-active club, 5-Non-existing club, 6-Disbanding, 7-Merger, 8-Financial Suspension, 9-District/Multiple District Dues.

** Red denotes below 15 active members.

*** Red denotes 20% + loss.

**** Y - all 3 (President, Secretary, Treasurer) club officers reported, N - not all 3 reported.

***** Abbreviation: N-New, IP-Immediate Past, R-Repeat.




Club Health Assessment for District 2 A2 through January 2026

			Status	Membership						Reports				Finance	LCIF	
Club Number	Club Name	Charter Date	Times in Status Quo in Past 2 Years	Current Member Count **	YTD Members Added	YTD Members Dropped	YTD Net Growth% ***	Member Count 1 Year Ago	Dropped Members Avg.Length of Service	Months Since Membership Update	Current Officers Reported ****	Current President Repeated Term	VP Reported *****	Last Date Reported Service (mm/yyyy)	Account Balance	YTD Donations
Clubs less than two years old																
157446	Del Rio Amistad	04/04/2024	Active	19	1	4	-13.64%	25	1	0	Y	2	N	09/2024		
171394	Del Rio Lady Educators	05/21/2024	Active	34	0	5	-12.82%	46	1	2	Y	3	R	12/2025		\$50.00
179000	San Antonio Autism	10/04/2024	Active	29	3	1	7.41%	23	1	2	Y	2	R	01/2026		
Clubs more than two years old																
134554	Bandera	05/10/2018	Active	17	2	1	6.25%	17	7	0	Y	2	R	01/2026		
41774	BEXAR CNTY CHINA GROVE AREA	08/11/1982	Active	27	0	0	0.00%	27		3	Y	8	R	08/2025		
124884	Boerne	05/21/2015	Active	8	1	0	14.29%	7		2	Y	10	R	01/2026	90+ Days	
1215	BRUNI	03/24/1950	Cancelled(8*)	0	0	19	-100.00%	19	21	1	N	None		04/2023	90+ Days	
1216	CARRIZO SPRINGS	03/07/1940	Active	6	1	2	-14.29%	7	32	4	Y	10	R	11/2014	90+ Days	
120433	Castroville	09/27/2013	Active	1	0	0	0.00%	1		26	N	4				
1218	CENTER POINT	04/14/1949	Active	18	0	0	0.00%	20		6	Y	2	N	05/2023		
1219	COMFORT	10/06/1949	Active	14	2	3	-6.67%	15	41	0	Y	2	N	04/2023		
Exc Award (06/30/2018)																
1223	CONVERSE	03/11/1949	Active	24	1	0	4.35%	22		5	Y			12/2025		
1222	CRYSTAL CITY	03/05/1951	Active(1)	12	0	0	0.00%	12		17	Y	11	R	11/2025		
1224	DEL RIO HOST	03/05/1928	Active	55	0	3	-5.17%	59	6	0	Y		N	09/2025		
Exc Award (06/30/2017)																
1225	DEL RIO SAN FELIPE	04/22/1949	Active	79	2	8	-7.06%	85	18	1	Y		N	01/2026		\$1,244.00
Exc Award (06/30/2023, 06/30/2024)																
1226	DEVINE	04/24/1952	Active	48	8	1	17.07%	39	14	0	Y	23	R	01/2026	90+ Days	
1227	DHANIS	11/23/1948	Active	38	0	0	0.00%	29		7	N		N			
50526	EAGLE PASS BORDER	05/10/1990	Active	27	1	0	3.85%	26		0	Y		N	10/2025		
Exc Award (06/30/2023)																
1230	EAGLE PASS EVENING	10/21/1969	Active	50	1	5	-7.41%	54	9	0	Y		N	11/2025	90+ Days	
Exc Award (06/30/2023)																
1232	FLORESVILLE	10/19/1944	Active	36	3	3	0.00%	48	22	0	Y		N	09/2025		
Exc Award (06/30/2019, 06/30/2024, 07/30/2016)																



Club Health Assessment for District 2 A2 through January 2026

			Status	Membership						Reports				Finance	LCIF	
Club Number	Club Name	Charter Date	Times in Status Quo in Past 2 Years	Current Member Count **	YTD Members Added	YTD Members Dropped	YTD Net Growth% ***	Member Count 1 Year Ago	Dropped Members Avg.Length of Service	Months Since Membership Update	Current Officers Reported ****	Current President Repeated Term	VP Reported *****	Last Date Reported Service (mm/yyyy)	Account Balance	YTD Donations
1233	FREDERICKSBURG	07/08/1929	Active	16	0	0	0.00%	16		21	Y	2	R	10/2025		\$31.00
1234	GEORGE WEST	06/28/1948	Active	16	0	0	0.00%	16		6	Y			11/2017		
1236	HELOTES	07/28/1950	Active	32	4	1	10.34%	31	1	2	Y		N	01/2026		
Exc Award (06/30/2022)																
1237	HONDO	03/06/1940	Active	22	0	1	-4.35%	25	6	6	Y	2	N	11/2018		\$1,000.00
1241	KERRVILLE HEART O'THE HILLS	04/24/1967	Active	3	0	0	0.00%	3		18	Y			10/2025		
1240	KERRVILLE HOST	09/24/1946	Active	64	13	6	12.28%	47	5	0	Y		N	10/2025		
Exc Award (06/30/2022, 06/30/2023, 06/30/2024)																
45052	KERRVILLE SUNRISE	06/28/1985	Active	8	0	0	0.00%	8		4	Y	6	R	01/2026		
1247	LA VERNIA	04/13/1971	Active	42	1	1	0.00%	41	11	2	Y	4	R	09/2025		
Exc Award (06/30/2023, 06/30/2024)																
1245	LAREDO NOON HOST	03/03/1922	Cancelled(8*)	0	0	2	-100.00%	0	22	1	N	None		01/2019		
1248	LEAKEY	03/11/1948	Active	35	2	0	6.06%	34		3	Y	2	N	10/2025		\$100.00
32878	PEARSALL	10/29/1976	Active	6	0	0	0.00%	6		20	N	9		05/2021		
1251	PLEASANTON	05/19/1948	Active	17	0	0	0.00%	17		4	Y	2	N	02/2019		
1252	POTEET	01/15/1970	Active	136	11	15	-2.86%	131	5	2	Y		R	02/2022		
50070	SABINAL	12/30/1989	Active(1)	10	0	0	0.00%	10		7	Y	4		03/2019		\$5,000.00
39336	SAN ANTONIO ALAMO CITY	01/31/1981	Active	12	0	0	0.00%	11		10	Y	14		04/2019		
1258	SAN ANTONIO ALAMO HEIGHTS	10/25/1940	Active	14	0	0	0.00%	13		10	Y	5	N	10/2020		
Exc Award (06/30/2019, 06/30/2021)																
55869	SAN ANTONIO ALAMO POSTAL	06/22/1994	Active(1)	4	0	0	0.00%	4		13	Y	11			90+ Days	
103855	SAN ANTONIO ALAMO RANCH	10/23/2008	Active	16	1	5	-20.00%	20	7	0	Y		R	12/2025		
106212	SAN ANTONIO AREA FAMILY	08/06/2009	Active	21	1	0	5.00%	19		0	Y		N	01/2026		
Exc Award (06/30/2018)																
123307	San Antonio Bexar Necessities	10/08/2014	Active	17	0	0	0.00%	14		0	Y			10/2025		\$1,000.00
Exc Award (06/30/2023, 06/30/2024)																
1257	SAN ANTONIO CENTRAL PARK	05/23/1969	Active	20	0	1	-4.76%	22	4	2	Y		N	06/2025		
34603	SAN ANTONIO EDGEWOOD	11/07/1977	Active	87	1	0	1.16%	83		3	Y		N	12/2025		



Club Health Assessment for District 2 A2 through January 2026

			Status	Membership						Reports				Finance	LCIF	
Club Number	Club Name	Charter Date	Times in Status Quo in Past 2 Years	Current Member Count **	YTD Members Added	YTD Members Dropped	YTD Net Growth% ***	Member Count 1 Year Ago	Dropped Members Avg.Length of Service	Months Since Membership Update	Current Officers Reported ****	Current President Repeated Term	VP Reported *****	Last Date Reported Service (mm/yyyy)	Account Balance	YTD Donations
106251	Exc Award (06/30/2017, 06/30/2019, 06/30/2023, 06/30/2024, 06/30/2025) SAN ANTONIO FIRST LADIES	08/12/2009	Active	7	2	0	40.00%	5		3	Y	7		10/2025		\$20.00
1256	Exc Award (06/30/2017) SAN ANTONIO FOUNDER	01/17/1919	Active	44	3	1	4.76%	47	2	0	Y		N	12/2025		\$2,000.00
125103	Exc Award (06/30/2019) San Antonio Guide Dogs of Texas	06/18/2015	Active	5	0	0	0.00%	5		0	Y	6		10/2019		
1263	SAN ANTONIO HARLANDALE	03/23/1942	P- Active	0	0	0	0.00%	0		55	N	None				
1266	SAN ANTONIO HIGHLAND HILLS	10/16/1956	Active	11	7	2	83.33%	7	3	0	Y			09/2021		
111410	Exc Award (06/30/2022) SAN ANTONIO LIGHTHOUSE	06/20/2011	P- Active	0	0	0	0.00%	8		7	N	None		04/2023		
38415	SAN ANTONIO NORTH S A HILLS	05/13/1980	Active	24	0	0	0.00%	26		7	Y		IP	11/2025		
1268	SAN ANTONIO NORTHSIDE	11/05/1956	Active	49	2	2	0.00%	38	5	1	Y		N	12/2025		\$100.00
1269	SAN ANTONIO NORTHWEST	03/22/1951	Active	12	0	0	0.00%	12		7	Y	2	R	12/2021		
82366	Exc Award (06/30/2018, 06/30/2024) SAN ANTONIO REGION 20	05/18/2004	Active	15	0	0	0.00%	15		3	Y	6	R	08/2024		
116846	Exc Award (06/30/2024) SAN ANTONIO UNIVERSITY OF INCARNATE WORD	05/14/2012	Active	7	0	0	0.00%	5		8	N	None		11/2023		
1273	SAN ANTONIO WEST SIDE	07/17/1951	Active	17	0	0	0.00%	17		6	Y		N	01/2026		
31779	Exc Award (06/30/2017) SAN ANTONIO WINDCREST	03/02/1976	Active	33	5	0	17.86%	29		0	Y		N	01/2026		\$2,000.00
155721	Exc Award (06/30/2018, 06/30/2023) San Antonio Yellow Rose	09/20/2023	Cancelled(8*)	0	0	11	-100.00%	11	3	12	N	None		03/2024	90+ Days	
119413	STOCKDALE	05/21/2013	Active(1)	1	0	0	0.00%	3		8	N	None		10/2022		
1276	TILDEN	07/13/1948	Active	20	0	0	0.00%	20		17	Y	4				
1278	UTOPIA	03/19/1948	Active(1)	7	4	0	133.33%	3		2	Y	7		11/2023		
1279	UVALDE	06/30/1928	Active	24	1	1	0.00%	24	9	1	Y		N	10/2024		



Club Health Assessment for District 2 A2 through January 2026

						Status		Membership					Reports				Finance		LCIF
						Times in Status Quo in Past 2 Years		Current Member Count **	YTD Members Added	YTD Members Dropped	YTD Net Growth***	Member Count 1 Year Ago	Dropped Members Avg.Length of Service	Months Since Membership Update	Current Officers Reported ****	Current President Repeated Term	VP Reported *****	Last Date Reported Service (mm/yyyy)	Account Balance
Club Number	Club Name		Charter Date																
Current Total Clubs Count	YTD New Clubs Count	YTD Cancelled Clubs Count	YTD Net Club Gain	Current Total Members Count	YTD Add	YTD Drop	YTD Net Growth	Member Count 12 Months Ago	Average Member Count Per Club	% of Clubs with less than 20 members	% No Officer Report in 12 Months	% of Clubs with balance 90+ days	Number of Clubs in Status Quo	% Status Quo Clubs in Financial Suspension	Number of Cancelled Clubs	Average Cancelled Club Age	Members Lost Due to Cancellation	% of Clubs Cancelled for Non-Financial Reasons	
57	0	3	-3	1,416	84	104	-20	-1.39%	1,427	25	54%	2%	9%	0	0%	3	61	32	0%

* - P - Priority Club. Cancellation Reasons: 1-Objectives/conduct, 2-Non-active club, 5-Non-existing club, 6-Disbanding, 7-Merger, 8-Financial Suspension, 9-District/Multiple District Dues.

** Red denotes below 15 active members.

*** Red denotes 20% + loss.

**** Y - all 3 (President, Secretary, Treasurer) club officers reported, N - not all 3 reported.

***** Abbreviation: N-New, IP-Immediate Past, R-Repeat.




Club Health Assessment for District 2 A3 through January 2026

			Status	Membership					Reports				Finance	LCIF		
Club Number	Club Name	Charter Date	Times in Status Quo in Past 2 Years	Current Member Count **	YTD Members Added	YTD Members Dropped	YTD Net Growth% ***	Member Count 1 Year Ago	Dropped Members Avg.Length of Service	Months Since Membership Update	Current Officers Reported ****	Current President Repeated Term	VP Reported *****	Last Date Reported Service (mm/yyyy)	Account Balance	YTD Donations
Clubs less than two years old																
192028	Corpus Christi By The Bay	01/05/2026	Newly Chartered	26	26	0	100.00%	0		0	Y		N	01/2026		
182225	Delta Area	05/15/2025	Active(1)	10	2	17	-60.00%	0	0	2	Y	2	N	01/2026		
180254	PSJA	01/06/2025	Active	33	2	0	6.45%	32		3	Y	2	N	01/2026		\$50.00
Clubs more than two years old																
124744	Alamo	04/24/2015	Active(1)	25	0	0	0.00%	22		7	Y		N	11/2025		\$110.00
Exc Award (06/30/2020)																
82734	ALTON	06/23/2004	Active(1)	13	2	1	8.33%	12	21	4	Y	13	R	05/2017	90+ Days	\$70.00
140729	Aransas County Womens	01/14/2020	Active	24	3	12	-27.27%	29	3	0	Y	2	N	01/2026		\$250.00
Exc Award (06/30/2021, 06/30/2022)																
1284	ARANSAS PASS	11/19/1928	Active	13	0	0	0.00%	13		6	Y	2	R	01/2026		\$50.00
Exc Award (06/30/2020)																
56242	BROWNSVILLE BORDER	11/16/1994	Active(1)	29	0	0	0.00%	29		5	N	4		10/2025		
1287	BROWNSVILLE DOWNTOWN	07/29/1927	Active	31	0	0	0.00%	29		0	Y		N	01/2026		\$155.00
1288	BROWNSVILLE NITE LIONS	09/17/1970	Active	25	1	1	0.00%	26	36	1	Y		N	01/2026		\$870.00
Exc Award (06/30/2018, 06/30/2019, 06/30/2020, 06/30/2024)																
1289	BROWNSVILLE WEST BROWNSVILLE	11/11/1948	Active	38	8	5	8.57%	33	7	0	Y		N	01/2026		\$530.00
Exc Award (06/30/2018, 06/30/2019, 06/30/2020, 06/30/2022, 06/30/2023, 06/30/2024)																
1292	CORPUS CHRISTI DOWNTOWN	12/18/1923	Active	14	3	5	-12.50%	16	3	2	Y			01/2026		\$100.00
120592	Corpus Christi Women	10/31/2013	Active	10	0	1	-9.09%	11	9	1	Y			12/2024		\$110.00
Exc Award (06/30/2022)																
1297	DONNA	02/15/1938	Active	37	3	6	-7.50%	38	4	1	Y		N	01/2026		\$2,260.00
Exc Award (06/30/2021, 06/30/2023)																
1298	EDINBURG	11/07/1938	Active	30	0	3	-9.09%	34	5	1	Y		N	11/2025		\$155.00
Exc Award (06/30/2016, 06/30/2020, 06/30/2023)																
59169	EDINBURG EARLY RISERS	02/26/1997	Active(1)	13	3	4	-7.14%	14	11	0	Y	2	N	12/2025		



Club Health Assessment for District 2 A3 through January 2026

			Status	Membership						Reports				Finance	LCIF	
Club Number	Club Name	Charter Date	Times in Status Quo in Past 2 Years	Current Member Count **	YTD Members Added	YTD Members Dropped	YTD Net Growth% ***	Member Count 1 Year Ago	Dropped Members Avg.Length of Service	Months Since Membership Update	Current Officers Reported ****	Current President Repeated Term	VP Reported *****	Last Date Reported Service (mm/yyyy)	Account Balance	YTD Donations
1304	HARLINGEN	08/09/1927	Active	18	0	0	0.00%	20		5	Y		IP	10/2025		\$280.00
Exc Award (06/30/2020, 06/30/2021)																
51076	HARLINGEN AMIGAS	11/27/1990	Active	15	4	3	7.14%	17	2	0	Y	5		01/2026		\$80.00
Exc Award (06/30/2017, 06/30/2019, 06/30/2024)																
1305	HARLINGEN DAWN BREAKERS	04/10/1973	Active	17	0	0	0.00%	15		7	Y	2	R	12/2025		\$80.00
Exc Award (06/30/2019)																
53198	HIDALGO	06/04/1992	Active	16	0	0	0.00%	17		10	N	None		11/2022		\$245.00
Exc Award (06/30/2021, 06/30/2023)																
146825	Ingleside North Bay	06/18/2021	Active	14	5	0	55.56%	5		0	Y			12/2025		\$325.00
1309	INTERNATIONAL	04/09/1962	Active	27	4	0	17.39%	24		3	Y	4	R	12/2025		\$120.00
Exc Award (06/30/2019, 06/30/2020)																
1310	KINGSVILLE	06/25/1929	Active	41	3	2	2.50%	39	5	1	Y		N	01/2026		\$1,585.00
Exc Award (06/30/2016, 06/30/2023, 06/30/2024)																
41818	LA FERIA	09/28/1982	Active(2)	10	0	0	0.00%	10		19	N	None		08/2019		
57581	LA JOYA	12/05/1995	Active(2)	21	0	0	0.00%	26		4	Y	2	N	09/2025		\$130.00
Exc Award (06/30/2019, 06/30/2020, 06/30/2021)																
1313	LOS FRESNOS	12/02/1947	Active	11	0	0	0.00%	10		7	Y		N	10/2025		\$50.00
Exc Award (06/30/2023)																
1315	MC ALLEN	10/25/1923	Active(1)	24	0	0	0.00%	24		31	N	None		06/2018		
1316	MC ALLEN EVENING	10/30/1973	Active	13	1	1	0.00%	12	3	3	Y		N	12/2025		
1317	MC ALLEN PALM CITY	02/28/1969	Active	23	2	0	9.52%	21		6	Y		N	01/2026		\$380.00
Exc Award (06/30/2023, 06/30/2024)																
1318	MERCEDES	03/31/1949	Active	29	5	1	16.00%	25	8	2	Y		N	12/2025		\$365.00
Exc Award (06/30/2019, 06/30/2021)																
1319	MISSION	04/28/1926	Active	53	5	0	10.42%	53		1	Y		N	01/2026		\$550.00
125248	Mission Sunset	06/24/2015	Active	9	0	0	0.00%	9		16	Y	2	R	11/2025		
128063	Odem Area	06/23/2016	Active	19	3	0	18.75%	16		0	Y	9	R	01/2026		\$740.00
Exc Award (06/30/2019, 06/30/2020, 06/30/2021, 06/30/2023, 06/30/2024, 06/30/2025)																
133549	Pharr Centennial	01/04/2018	Active(2)	18	0	0	0.00%	15		7	Y	3	N	12/2024		



Club Health Assessment for District 2 A3 through January 2026

			Status	Membership						Reports				Finance		LCIF
Club Number	Club Name	Charter Date	Times in Status Quo in Past 2 Years	Current Member Count **	YTD Members Added	YTD Members Dropped	YTD Net Growth% ***	Member Count 1 Year Ago	Dropped Members Avg.Length of Service	Months Since Membership Update	Current Officers Reported ****	Current President Repeated Term	VP Reported *****	Last Date Reported Service (mm/yyyy)	Account Balance	YTD Donations
Exc Award (06/30/2021, 06/30/2022, 06/30/2023)																
1326	PORTLAND	02/15/1965	Active	18	8	0	80.00%	12		1	Y		IP	09/2025		
Exc Award (06/30/2020)																
53033	PORTLAND NORTH BAY	05/04/1992	Active	24	3	6	-11.11%	30	9	0	Y		N	01/2026		\$435.00
Exc Award (06/30/2017, 06/30/2018, 06/30/2019, 06/30/2021, 06/30/2023, 06/30/2024)																
1327	PREMONT	04/10/1947	Active	10	0	0	0.00%	10		1	Y	6	R	12/2025		
1328	RAYMONDVILLE	10/07/1944	Active	17	0	0	0.00%	17		12	Y	2		10/2019		\$80.00
1329	RIO GRANDE CITY	12/03/1953	Active	31	5	3	6.90%	29	27	1	Y	2	N	01/2026		
1332	ROCKPORT	03/02/1950	Active	28	2	0	7.69%	25		5	Y		N	01/2026		\$155.00
Exc Award (06/30/2021)																
106809	ROMA	11/04/2009	Active(1)	10	0	0	0.00%	10		31	N	None		12/2017		
1334	SAN BENITO	08/23/1927	Active	25	0	6	-19.35%	29	3	0	Y	7	R	01/2026	90+ Days	\$140.00
Exc Award (06/30/2022, 06/30/2023, 06/30/2024)																
126965	San Juan Community	03/08/2016	Active	22	1	0	4.76%	21		4	Y		N	12/2025		
Exc Award (06/30/2023, 06/30/2024)																
1340	SINTON	12/20/1960	Active(1)	4	0	1	-20.00%	6	55	2	N	None	N	10/2025		
55781	SINTON NITE	06/01/1994	Active	9	0	0	0.00%	11		1	Y	2	R	01/2026		\$145.00
Exc Award (06/30/2019, 06/30/2021, 06/30/2023)																
1343	WESLACO	11/25/1927	Active	65	0	2	-2.99%	68	29	5	Y		R	01/2026		\$1,025.00
Exc Award (06/30/2023, 06/30/2024, 06/30/2025)																
1344	WESLACO MID-VALLEY	11/19/1970	Active	38	3	0	8.57%	46		0	Y		N	01/2026		
1345	ZAPATA	05/04/1954	Active	39	0	2	-4.88%	41	9	0	Y	2	N	12/2025	90+ Days	
Exc Award (06/30/2017, 06/30/2019, 06/30/2020)																

Clubs Cancelled Previous Fiscal Year – Clubs Cancelled within last 12 months may be reinstated

Club Number	Club Name	Charter Date	Current Status*	Cancellation Date
1282	ALICE	01/28/1924	Cancelled(8*)	06/29/2025



Club Health Assessment for District 2 A3 through January 2026

			Status		Membership						Reports				Finance		LCIF		
Club Number	Club Name	Charter Date	Times in Status Quo in Past 2 Years	Current Member Count **	YTD Members Added	YTD Members Dropped	YTD Net Growth***	Member Count 1 Year Ago	Dropped Members Avg.Length of Service	Months Since Membership Update	Current Officers Reported ****	Current President Repeated Term	VP Reported *****	Last Date Reported Service (mm/yyyy)	Account Balance	YTD Donations			
51020	CORPUS CHRISTI INDUSTRIAL NOON	10/24/1990	Cancelled(8*)	06/29/2025															
Current Total Clubs Count	YTD New Clubs Count	YTD Cancelled Clubs Count	YTD Net Club Gain	Current Total Members Count	YTD Add	YTD Drop	YTD Net Growth %	Member Count 12 Months Ago	Average Member Count Per Club	% of Clubs with less than 20 members	% No Officer Report in 12 Months	% of Clubs with balance 90+ days	Number of Clubs in Status Quo	% Status Quo Clubs in Financial Suspension	Number of Cancelled Clubs	Average Cancelled Club Age	Members Lost Due to Cancellation	% of Clubs Cancelled for Non-Financial Reasons	
48	1	0	1	1,089	107	82	25	2.35%	1,051	23	48%	6%	6%	0	0%	0	0	0	0%

* - P - Priority Club. Cancellation Reasons: 1-Objectives/conduct, 2-Non-active club, 5-Non-existing club, 6-Disbanding, 7-Merger, 8-Financial Suspension, 9-District/Multiple District Dues.

** Red denotes below 15 active members.

*** Red denotes 20% + loss.

**** Y - all 3 (President, Secretary, Treasurer) club officers reported, N - not all 3 reported.

***** Abbreviation: N-New, IP-Immediate Past, R-Repeat.



Club Health Assessment for District 2 S1 through January 2026

			Status	Membership						Reports				Finance	LCIF	
Club Number	Club Name	Charter Date	Times in Status Quo in Past 2 Years	Current Member Count **	YTD Members Added	YTD Members Dropped	YTD Net Growth% ***	Member Count 1 Year Ago	Dropped Members Avg.Length of Service	Months Since Membership Update	Current Officers Reported ****	Current President Repeated Term	VP Reported *****	Last Date Reported Service (mm/yyyy)	Account Balance	YTD Donations
Clubs more than two years old																
1346	ALTO	04/26/1935	Active(1)	13	2	0	18.18%	16		6	Y	2	R	04/2017	90+ Days	
1349	BEAUMONT BREAKFAST	03/09/1967	Active	4	0	1	-20.00%	5	47	6	Y	9	R	09/2025		
Exc Award (06/30/2017, 06/30/2018, 06/30/2023)																
1348	BEAUMONT FOUNDERS	09/06/1916	Active	16	0	0	0.00%	18		0	N	2	R	09/2022		
Exc Award (06/30/2021, 06/30/2022)																
1355	BECKVILLE	04/17/1956	Active(1)	8	0	0	0.00%	8		6	Y	21		04/2019		
140905	Broaddus on Sam Rayburn	02/10/2020	Active	11	0	0	0.00%	11		9	Y	2	R	12/2025		
1357	BUNA	06/24/1949	Active	14	0	0	0.00%	14		22	Y	4	R	03/2024		
97260	BURKEVILLE TOLEDO BEND	06/05/2006	Active	23	0	0	0.00%	23		4	Y	7	N	03/2020		
1358	CARTHAGE	06/13/1935	Active	54	2	9	-11.48%	60	9	0	Y		N	12/2023		\$100.00
Exc Award (06/30/2023)																
1360	CENTER NOON	04/13/1947	Active	46	0	7	-13.21%	55	20	1	Y		N	09/2019		
1363	CHESTER	07/05/1949	Active	17	0	11	-39.29%	27	8	0	Y			07/2025		
1364	CORRIGAN	10/14/1937	Active	13	0	0	0.00%	13		16	Y	5	R	06/2024		
1365	CUSHING	10/28/1940	Active(1)	28	9	2	33.33%	21	2	3	Y		N			
1368	DICK DOWLING	11/28/1939	Active	13	2	8	-31.58%	19	9	4	Y	6	N	04/2019		
1371	GARRISON	03/23/1945	Active	9	0	2	-18.18%	12	32	1	Y	5		01/2026		
Exc Award (06/30/2018)																
1445	GROVETON	01/28/1947	Active	22	0	0	0.00%	24		9	Y		N	03/2025		
1374	HEMPHILL	04/26/1950	Active	43	6	0	16.22%	41		2	Y		R	03/2024	90+ Days	
Exc Award (07/01/2022)																
1379	JACKSONVILLE	08/27/1939	Active(1)	28	3	1	7.69%	29	12	4	Y		N	12/2022	90+ Days	
1381	JASPER	05/19/1938	Active	33	1	4	-8.33%	37	4	0	Y		N	05/2025		\$2,800.00
1382	JASPER EVENING	04/09/1970	Active	6	0	2	-25.00%	11	7	6	Y	2	R	04/2023	90+ Days	
1383	KIRBYVILLE	12/10/1935	Active	4	0	0	0.00%	3		8	Y		N	05/2020		
1385	LITTLE CYPRESS	05/12/1952	Active	32	2	1	3.23%	30	10	0	Y	2	N	03/2024		
Exc Award (06/30/2017)																
1386	LIVINGSTON	04/04/1941	Active	105	11	3	8.25%	97	0	0	Y		N	04/2025		\$200.00



Club Health Assessment for District 2 S1 through January 2026

			Status	Membership						Reports				Finance	LCIF	
Club Number	Club Name	Charter Date	Times in Status Quo in Past 2 Years	Current Member Count **	YTD Members Added	YTD Members Dropped	YTD Net Growth% ***	Member Count 1 Year Ago	Dropped Members Avg.Length of Service	Months Since Membership Update	Current Officers Reported ****	Current President Repeated Term	VP Reported *****	Last Date Reported Service (mm/yyyy)	Account Balance	YTD Donations
Exc Award (06/30/2022, 06/30/2023)			Active	7	0	1	-12.50%	8	12	1	Y			12/2025	90+ Days	
1388	LUFKIN EVENING	09/19/1956														
Exc Award (06/30/2022)			Active	310	10	8	0.65%	301	14	0	Y		N			
1389	LUFKIN HOST	10/04/1920														
1390	LUMBERTON	05/05/1966	Active	18	0	0	0.00%	18		8	Y	8	R	11/2018		
36035	NACOGDOCHES BREAKFAST	09/21/1978	Active	11	1	5	-26.67%	12	2	1	Y	3	R	08/2025		\$48.00
Exc Award (06/30/2020)			Active	19	0	0	0.00%	23		6	Y		N	05/2025		
52181	NEDERLAND PROFESSIONAL	11/20/1991														
57139	NEW SUMMERFIELD	06/28/1995	Active(1)	9	0	0	0.00%	8		8	Y	10	R	01/2026		
Exc Award (06/30/2023)			Active	26	2	3	-3.70%	26	6	3	Y	2	N	04/2016		\$1,000.00
1398	NEWTON	10/11/1935														
50898	ONALASKA GREATER	08/24/1990	Active	39	8	3	14.71%	40	6	0	Y	2	N	01/2026		
Exc Award (06/30/2021, 06/30/2022, 06/30/2023, 06/30/2024)			Active	92	6	1	5.75%	85	35	0	Y		N	09/2025		
1399	ORANGE	05/12/1937														
Exc Award (06/30/2016, 06/30/2017, 06/30/2020, 06/30/2023)			Active(1)	5	0	1	-16.67%	6	12	0	Y		N	09/2015		
33163	ORANGE NOON	12/23/1976														
112058	PANOLA COUNTY	08/17/2011	Active	7	0	0	0.00%	7		9	Y		R	09/2024		
Exc Award (06/30/2023)			Active	13	0	0	0.00%	13		7	Y		N	02/2023		
1402	PORT ARTHUR FOUNDERS	04/23/1917														
Exc Award (06/30/2017, 06/30/2018)			Active	9	0	0	0.00%	10		7	Y		N	04/2025		
1407	PORT NECHES	03/26/1929														
Exc Award (06/30/2018)			Active	14	0	0	0.00%	23		8	Y	4	R	12/2023		
1408	RUSK	08/29/1940														
Exc Award (06/30/2020, 06/30/2022, 06/30/2023)			Active	45	0	1	-2.17%	48	1	5	N	None	N	04/2019	90+ Days	\$724.00
1410	SAN AUGUSTINE	10/08/1937														
Exc Award (06/30/2020)			Active	21	2	2	0.00%	19	2	0	Y	2	R	10/2025		\$63.00
117213	SHELBYVILLE	06/20/2012														
Exc Award (06/30/2023)			Active	32	0	5	-13.51%	38	1	2	Y		N	09/2025		\$123.00
1412	SOUR LAKE	03/22/1929														
Exc Award (06/30/2017, 06/30/2018, 06/30/2023)																



Club Health Assessment for District 2 S1 through January 2026

			Status	Membership						Reports				Finance	LCIF	
Club Number	Club Name	Charter Date	Times in Status Quo in Past 2 Years	Current Member Count **	YTD Members Added	YTD Members Dropped	YTD Net Growth% ***	Member Count 1 Year Ago	Dropped Members Avg.Length of Service	Months Since Membership Update	Current Officers Reported ****	Current President Repeated Term	VP Reported *****	Last Date Reported Service (mm/yyyy)	Account Balance	YTD Donations
1504	TRINITY	06/18/1928	Active	35	10	1	34.62%	26	1	0	N	None	N	11/2025		
125076	Winnie Stowell	06/10/2015	Active	43	3	1	4.88%	41	1	0	Y	6	R	06/2025	90+ Days	\$410.00
Exc Award (06/30/2018, 06/30/2020, 06/30/2021, 06/30/2022, 06/30/2023, 06/30/2024)																
1420	WOODVILLE	12/15/1947	Active	46	2	4	-4.17%	49	9	0	Y		N	10/2024		\$153.00
Exc Award (06/30/2020)																

Clubs Cancelled Previous Fiscal Year – Clubs Cancelled within last 12 months may be reinstated

Club Number	Club Name	Charter Date	Current Status*	Cancellation Date
1356	BRIDGE CITY	11/30/1945	Cancelled(6*)	06/29/2025
127354	Diboll Area	06/01/2016	Cancelled(8*)	06/29/2025

Current Total Clubs Count	YTD New Clubs Count	YTD Cancelled Clubs Count	YTD Net Club Gain	Current Total Members Count	YTD Add	YTD Drop	YTD Net Growth	YTD Net Growth %	Member Count 12 Months Ago	Average Member Count Per Club	% of Clubs with less than 20 members	% No Officer Report in 12 Months	% of Clubs with balance 90+ days	Number of Clubs in Status Quo	% Status Quo Clubs in Financial Suspension	Number of Cancelled Clubs	Average Cancelled Club Age	Members Lost Due to Cancellation	% of Clubs Cancelled for Non-Financial Reasons
42	0	0	0	1,343	82	87	-5	-0.37%	1,375	32	52%	0%	17%	0	0%	0	0	0	0%

* - P - Priority Club. Cancellation Reasons: 1-Objectives/conduct, 2-Non-active club, 5-Non-existing club, 6-Disbanding, 7-Merger, 8-Financial Suspension, 9-District/Multiple District Dues.

** Red denotes below 15 active members.

*** Red denotes 20% + loss.

**** Y - all 3 (President, Secretary, Treasurer) club officers reported, N - not all 3 reported.

***** Abbreviation: N-New, IP-Immediate Past, R-Repeat.



Club Health Assessment for District 2 S2 through January 2026

			Status	Membership						Reports				Finance	LCIF	
Club Number	Club Name	Charter Date	Times in Status Quo in Past 2 Years	Current Member Count **	YTD Members Added	YTD Members Dropped	YTD Net Growth% ***	Member Count 1 Year Ago	Dropped Members Avg.Length of Service	Months Since Membership Update	Current Officers Reported ****	Current President Repeated Term	VP Reported *****	Last Date Reported Service (mm/yyyy)	Account Balance	YTD Donations
Clubs less than two years old																
182272	Crosby Evening	06/30/2025	Active	16	0	5	-23.81%	0	1	1	Y		R			\$50.00
172110	Houston Pakistani American	06/17/2024	Active(2)	24	0	0	0.00%	37		7	N	None				\$50.00
179707	Houston-Cypress Performing	01/08/2025	Active	30	5	3	7.14%	20	0	1	Y	2	R			\$50.00
181529	La Porte	05/19/2025	Active	28	10	8	7.69%	0	0	1	Y	2		06/2025		\$50.00
Clubs more than two years old																
1425	ANAHUAC	11/07/1939	Active	32	1	1	0.00%	34	19	0	Y		N	06/2025		\$2,048.00
103856	BARBERS HILL	10/23/2008	Active	42	0	0	0.00%	40		9	Y			06/2023	90+ Days	\$50.00
1427	BAYTOWN	09/27/1928	Active	39	3	5	-4.88%	42	26	0	N	None	N	09/2025		\$261.50
1432	BROOKSHIRE PATTISON	01/22/1947	Active	22	1	0	4.76%	25		5	Y		IP	01/2026		\$806.50
Exc Award (06/30/2023)																
129319	Cinco Ranch	12/09/2016	Active	11	0	2	-15.38%	16	13	3	Y			11/2025		\$19.50
59540	CLEVELAND	05/19/1997	Active	14	0	3	-17.65%	19	20	0	Y			09/2025		\$50.00
1435	CONROE NOON	02/20/1939	Active	298	23	20	1.02%	303	12	0	Y		N	12/2025		\$1,521.00
44703	CUT AND SHOOT FAMILY	03/08/1985	Active	25	5	3	8.70%	27	3	0	Y		N	12/2025		\$1,412.50
134792	Cypress Centennial Scouting	05/23/2018	Active	13	1	2	-7.14%	13	4	1	Y			06/2025		\$21.00
48351	DAYTON NOON	03/30/1988	Active	52	4	3	1.96%	51	27	0	Y	2	R	01/2026		\$494.00
Exc Award (06/30/2022, 06/30/2023)																
1447	HEMPSTEAD	05/08/1945	Active	17	0	2	-10.53%	20	22	4	N	3	R	05/2025		\$28.50
1449	HOUSTON ALDINE AND SPRING AREA	09/09/1954	Active	7	0	0	0.00%	7		13	Y	2		02/2025		\$50.00
1440	HOUSTON CY-FAIR	01/22/1957	Active	29	2	0	7.41%	26		0	Y		N	12/2025		\$140.50
Exc Award (06/30/2022, 06/30/2025)																
48338	HOUSTON FIL AM	03/28/1988	Active(2)	19	2	7	-20.83%	24	6	0	Y		N	09/2021		
1450	HOUSTON FOUNDER	04/02/1917	Active	7	0	0	0.00%	7		14	N	None		12/2018		\$50.00
147839	Houston Headquarters National Veterans & Advocates	08/26/2021	Active(1)	14	0	0	0.00%	14		2	N	None		03/2024		
1455	HOUSTON HEIGHTS	12/08/1944	Active	0	0	3	-100.00%	5	30	1	N	None		07/2025	90+ Days	\$2,804.50
152792	Houston Indus	10/17/2022	Active	52	7	0	15.56%	39		3	Y		N	01/2026		\$50.00



Club Health Assessment for District 2 S2 through January 2026

			Status	Membership						Reports				Finance	LCIF	
Club Number	Club Name	Charter Date	Times in Status Quo in Past 2 Years	Current Member Count **	YTD Members Added	YTD Members Dropped	YTD Net Growth% ***	Member Count 1 Year Ago	Dropped Members Avg.Length of Service	Months Since Membership Update	Current Officers Reported ****	Current President Repeated Term	VP Reported *****	Last Date Reported Service (mm/yyyy)	Account Balance	YTD Donations
122563	Houston Lady	06/20/2014	Active	25	4	28	-48.98%	40	3	3	Y		N	12/2025		\$223.50
Exc Award (06/30/2024, 06/30/2025)																
133311	Houston Metroplex Veterans	12/28/2017	Active(3)	4	0	0	0.00%	4		15	N	None		04/2018		
88745	HOUSTON NORTHWEST	06/27/2005	Active	7	0	0	0.00%	6		11	N	None		03/2019		\$10.50
104166	HOUSTON ROYAL OAKS	12/16/2008	Active	101	2	10	-7.34%	104	5	1	Y	2	N	01/2026		
Exc Award (06/30/2021, 06/30/2024)																
1473	HOUSTON SOUTHWEST	09/12/1955	Active	6	0	0	0.00%	6		17	Y	2	R			\$9.00
54911	HOUSTON SPORTS	10/04/1993	Active	26	0	0	0.00%	27		1	Y		IP	11/2023		\$39.00
1474	HOUSTON SPRING BRANCH	11/10/1949	Active(2)	7	2	0	40.00%	5		1	N	5	N	07/2022		\$247.00
140678	Houston Unity	01/16/2020	Active(4)	23	0	0	0.00%	48		7	N	None		05/2025		
Exc Award (06/30/2021, 06/30/2022)																
1480	HOUSTON WESTBURY	04/13/1966	Active	6	0	0	0.00%	6		16	N	None		05/2018		
1483	HUFFMAN	05/11/1971	Active	36	0	6	-14.29%	40	9	1	Y	7	N	09/2025		\$63.00
1485	HUMBLE	08/24/1945	Active(3)	10	0	0	0.00%	12		2	N	None		04/2016		
42369	HUMBLE NOON	03/04/1983	Active	22	0	1	-4.35%	26	1	1	Y	2	N	01/2026		\$56,272.50
Exc Award (06/30/2022, 06/30/2023, 06/30/2024)																
1487	HUNTSVILLE	05/05/1950	Active	39	3	9	-13.33%	41	3	0	Y		N	12/2025		\$67.50
1489	Katy Community	12/26/1972	Active	8	1	0	14.29%	10		5	Y	2	N	11/2025		\$10.50
119625	Kingwood	06/12/2013	Active(1)	1	0	1	-50.00%	2	4	6	N	None		12/2021		
65364	KLEIN	05/15/2002	Active	16	0	1	-5.88%	21	3	1	Y		N	01/2026		\$222.50
1492	LIBERTY	11/08/1939	Active	61	4	4	0.00%	60	11	1	Y		N	10/2025		\$91.50
Exc Award (06/30/2023, 06/30/2024)																
1493	MAGNOLIA	04/16/1956	Active	32	5	8	-8.57%	32	3	0	Y	2	N	01/2026		\$147.00
Exc Award (06/30/2025)																
152233	Magnolia Tri-County	08/24/2022	Active	8	0	3	-27.27%	12	5	0	N	None		07/2025		
52966	MONTGOMERY	04/28/1992	Active	25	3	0	13.64%	18		0	Y		N	01/2026		\$133.00
Exc Award (06/30/2017, 06/30/2018, 06/30/2023, 06/30/2025)																
133142	Montgomery Lake Conroe Centennial	11/13/2017	Active	30	5	2	11.11%	27	2	3	Y	4	R	03/2025		\$50.00
129829	Nassau Bay 100 Centennial	01/23/2017	Active	5	0	0	0.00%	5		6	Y	4				\$7.50



Club Health Assessment for District 2 S2 through January 2026

INTERNATIONAL

Club Number	Club Name	Charter Date	Status	Membership					Reports				Finance	LCIF		
			Times in Status Quo in Past 2 Years	Current Member Count **	YTD Members Added	YTD Members Dropped	YTD Net Growth% ***	Member Count 1 Year Ago	Dropped Members Avg.Length of Service	Months Since Membership Update	Current Officers Reported ****	Current President Repeated Term	VP Reported *****	Last Date Reported Service (mm/yyyy)	Account Balance	YTD Donations
1437	PANORAMA L C	11/20/1972	Active	26	1	0	4.00%	22		5	Y	2	R	12/2025		\$37.50
1496	PASADENA	03/04/1941	Active	23	0	0	0.00%	23		15	Y	6		02/2025		\$34.50
115445	PRAIRIE VIEW A & M UNIVERSITY CAMPUS	10/31/2011	P- Active	4	0	2	-33.33%	10	1	1	N	None		03/2025		
1501	SOUTH MONTGOMERY COUNTY L C	02/10/1969	Active	11	0	0	0.00%	11		16	Y	15		01/2026		\$16.50
40405	THE WOODLANDS	10/05/1981	Active	18	2	1	5.88%	16	13	0	Y		N	01/2026		\$1,725.50
41131	TOMBALL	04/05/1982	Active	28	2	3	-3.45%	31	8	0	Y	2	N	01/2026		\$43.50
	Exc Award (06/30/2023)															
1506	WALLER	07/14/1952	Active	6	0	0	0.00%	6		19	N	None		06/2022		\$9.00
31159	WILLIS	09/08/1975	Active	8	0	0	0.00%	8		19	Y		IP	11/2021		\$12.00

Clubs Cancelled Previous Fiscal Year – Clubs Cancelled within last 12 months may be reinstated

Club Number	Club Name	Charter Date	Current Status*	Cancellation Date
1446	HARDIN	03/27/1956	Cancelled(8*)	12/30/2024
1461	HOUSTON MEMORIAL	02/09/1966	Cancelled(6*)	08/29/2024
141731	Houston Montrose	06/28/2020	Cancelled(8*)	12/30/2024
1505	TWIN CITY L C	06/18/1965	Cancelled(8*)	12/30/2024

Current Total Clubs Count	YTD New Clubs Count	YTD Cancelled Clubs Count	YTD Net Club Gain	Current Total Members Count	YTD Add	YTD Drop	YTD Net Growth	YTD Net Growth %	Member Count 12 Months Ago	Average Member Count Per Club	% of Clubs with less than 20 members	% No Officer Report in 12 Months	% of Clubs with balance 90+ days	Number of Clubs in Status Quo	% Status Quo Clubs in Financial Suspension	Number of Cancelled Clubs	Average Cancelled Club Age	Members Lost Due to Cancellation	% of Clubs Cancelled for Non-Financial Reasons
52	0	0	0	1,413	98	146	-48	-3.29%	1,448	27	50%	13%	4%	0	0%	0	0	0	0%

* - P - Priority Club. Cancellation Reasons: 1-Objectives/conduct, 2-Non-active club, 5-Non-existing club, 6-Disbanding, 7-Merger, 8-Financial Suspension, 9-District/Multiple District Dues.

** Red denotes below 15 active members.

*** Red denotes 20% + loss.

**** Y - all 3 (President, Secretary, Treasurer) club officers reported, N - not all 3 reported.

***** Abbreviation: N-New, IP-Immediate Past, R-Repeat.



Club Health Assessment for District 2 S3 through January 2026

			Status	Membership						Reports				Finance	LCIF	
Club Number	Club Name	Charter Date	Times in Status Quo in Past 2 Years	Current Member Count **	YTD Members Added	YTD Members Dropped	YTD Net Growth% ***	Member Count 1 Year Ago	Dropped Members Avg.Length of Service	Months Since Membership Update	Current Officers Reported ****	Current President Repeated Term	VP Reported *****	Last Date Reported Service (mm/yyyy)	Account Balance	YTD Donations
Clubs less than two years old																
157787	Thorndale	04/03/2024	Active	16	1	1	0.00%	27	2	1	Y	2	N	11/2025		\$32.00
Clubs more than two years old																
1509	AUSTIN CAPITAL CITY Exc Award (06/30/2022, 06/30/2023)	06/09/1967	Active	22	0	6	-21.43%	29	4	1	Y		N	04/2025		\$150.00
136148	Austin East Austin Lions Club	07/30/2018	Active	10	0	0	0.00%	10		7	N	None		04/2021		
144996	Austin Everest Exc Award (06/30/2022)	02/09/2021	Active	26	3	2	4.00%	42	5	1	Y		N	07/2025	90+ Days	\$1,094.00
1508	AUSTIN FOUNDER Exc Award (06/30/2016, 06/30/2017, 06/30/2018, 06/30/2021, 06/30/2024)	01/18/1916	Active	84	8	7	1.20%	84	23	1	Y		R	01/2026		\$1,206.00
135085	Austin Indian Centennial	06/21/2018	Active	19	0	0	0.00%	19		21	Y	5	R	08/2024		
1512	AUSTIN LAKE TRAVIS	05/07/1971	Active(1)	14	0	0	0.00%	14		27	Y			12/2021		
1514	AUSTIN NORTH AUSTIN	09/27/1948	Active	16	0	0	0.00%	16		17	N	8	R	12/2024		\$32.00
1518	AUSTIN SOUTH AUSTIN	09/23/1949	Active	5	0	0	0.00%	5		9	Y	3	R	01/2026		\$10.00
1520	AUSTIN WEST AUSTIN	02/16/1956	Active	14	3	0	27.27%	12		0	Y	21	N	09/2024		\$22.00
39844	BASTROP EVENING Exc Award (06/30/2023)	05/21/1981	Active	42	8	3	13.51%	40	2	2	Y		IP	01/2026		\$20.00
1523	BLANCO	11/22/1938	Active	10	3	0	42.86%	7		0	Y	2		01/2026		\$34.00
1530	BUCKHOLTS	01/14/1971	Active	14	0	2	-12.50%	15	18	2	Y	12	R	01/2026		\$32.00
31117	BUDA Exc Award (06/30/2018, 06/30/2019, 06/30/2021)	08/15/1975	Active	51	7	2	10.87%	46	4	0	Y	2	R	11/2025		\$3,433.00
32056	BULVERDE	04/23/1976	Active	28	4	4	0.00%	18	20	0	Y	2	R	07/2025		\$56.00
156407	Burnet	10/18/2023	Active	16	7	0	77.78%	22		4	Y	3		10/2025		
1534	CAMERON Exc Award (06/30/2019, 06/30/2020, 06/30/2021, 06/30/2022, 06/30/2023, 06/30/2024)	09/19/1923	Active	46	5	7	-4.17%	46	7	0	Y		N	01/2026		\$356.00
147612	Cameron Evening Exc Award (06/30/2022, 06/30/2023)	07/15/2021	Active	23	3	7	-14.81%	26	3	2	Y		N	01/2026		\$520.00




Club Health Assessment for District 2 S3 through January 2026

			Status	Membership						Reports				Finance	LCIF		
Club Number	Club Name	Charter Date	Times in Status Quo in Past 2 Years	Current Member Count **	YTD Members Added	YTD Members Dropped	YTD Net Growth% ***	Member Count 1 Year Ago	Dropped Members Avg.Length of Service	Months Since Membership Update	Current Officers Reported ****	Current President Repeated Term	VP Reported *****	Last Date Reported Service (mm/yyyy)	Account Balance	YTD Donations	
33506	CANYON LAKE NOON	03/21/1977	Active	53	4	5	-1.85%	49	13	0	Y		N	01/2026	90+ Days	\$340.00	
	Exc Award (06/30/2017, 06/30/2018, 06/30/2019, 06/30/2021, 06/30/2023)																
47060	CEDAR PARK LONGHORN	03/17/1987	Active	16	8	2	60.00%	9	4	0	Y		N	01/2025			\$500.00
35024	DRIPPING SPRINGS	02/09/1978	Active	21	1	1	0.00%	20	20	5	N			09/2025			\$42.00
	Exc Award (06/30/2016, 06/30/2017, 06/30/2021, 06/30/2023)																
44277	ELGIN EVENING	10/12/1984	Active	19	3	0	18.75%	15		3	Y	10	N	12/2025			\$190.00
	Exc Award (06/30/2024)																
1548	GARDEN RIDGE	03/06/1973	Active	60	1	0	1.69%	66		3	Y	2	R	12/2025			\$158.00
	Exc Award (06/30/2018, 06/30/2019, 06/30/2022)																
1550	GEORGETOWN	09/24/1923	Active	22	0	3	-12.00%	25	26	3	Y		IP	01/2026			\$50.00
	Exc Award (06/30/2018, 06/30/2019)																
1559	HUTTO	11/23/1953	Active	12	0	3	-20.00%	19	7	1	Y	2	R	07/2024		\$1,030.00	
	Exc Award (06/30/2021)																
1561	JOHNSON CITY	02/09/1939	Active	20	3	4	-4.76%	21	21	0	Y	3		08/2024		\$42.00	
124846	Kyle	05/13/2015	Active	24	11	2	60.00%	11	2	0	Y		N	07/2025		\$30.00	
38848	LAGO VISTA	08/11/1980	Active	103	12	2	10.75%	86	7	0	Y		N	01/2026		\$878.00	
	Exc Award (06/30/2016, 06/30/2018, 06/30/2019, 06/30/2021, 06/30/2023, 06/30/2024, 06/30/2025)																
48996	LIBERTY HILL	11/11/1988	Active	14	0	0	0.00%	15		11	Y	2	R	10/2025		\$1,153.00	
1567	LOCKHART	10/05/1967	Active	23	2	3	-4.17%	19	0	0	Y	2	R	12/2025		\$96.00	
1569	LULING	09/09/1948	Active	13	4	6	-13.33%	16	10	1	Y		N	12/2025		\$30.00	
	Exc Award (06/30/2016, 06/30/2021)																
1572	MANOR	12/16/1955	Active	26	5	0	23.81%	18		0	Y	3	R	01/2026		\$42.00	
	Exc Award (06/30/2021, 06/30/2022)																
1574	MARION	03/19/1949	Active	3	0	0	0.00%	3		22	N	None		12/2024			
	Exc Award (06/30/2016)																
1575	MCQUEENEY	12/08/1970	Active	53	8	3	10.42%	47	9	1	Y			11/2025		\$96.00	
1577	NEW BRAUNFELS	03/18/1924	Active	132	14	14	0.00%	131	5	0	Y		N	01/2026		\$1,864.00	
	Exc Award (06/30/2016, 06/30/2018, 06/30/2019, 06/30/2020, 06/30/2023)																



Club Health Assessment for District 2 S3 through January 2026

			Status	Membership						Reports				Finance	LCIF	
Club Number	Club Name	Charter Date	Times in Status Quo in Past 2 Years	Current Member Count **	YTD Members Added	YTD Members Dropped	YTD Net Growth% ***	Member Count 1 Year Ago	Dropped Members Avg.Length of Service	Months Since Membership Update	Current Officers Reported ****	Current President Repeated Term	VP Reported *****	Last Date Reported Service (mm/yyyy)	Account Balance	YTD Donations
1578	NEW BRAUNFELS EVENING	05/31/1967	Active	49	7	7	0.00%	43	3	0	Y		N	10/2025		\$1,930.00
	Exc Award (06/30/2017, 06/30/2021, 06/30/2022)															
30224	PFLUGERVILLE	02/13/1975	Active	54	0	1	-1.82%	57	34	1	Y	3	N	02/2025		\$1,136.00
96419	POINT VENTURE	03/06/2006	Active	70	7	2	7.69%	61	6	1	Y		N	01/2026		\$360.00
	Exc Award (06/30/2017, 06/30/2020, 06/30/2021, 06/30/2023, 06/30/2024, 06/30/2025)															
1580	ROCKDALE NOON	01/13/1941	Active	19	1	0	5.56%	20		5	Y		N	02/2025		\$36.00
49670	ROUND ROCK NOON	06/29/1989	Active	17	1	1	0.00%	15	1	1	Y		N	10/2024		
	Exc Award (06/30/2016, 06/30/2021)															
1583	SAN MARCOS	11/12/1941	Active	107	10	15	-4.46%	110	3	0	Y	2	R	01/2026		\$1,664.00
	Exc Award (06/30/2018, 06/30/2021, 06/30/2023, 06/30/2024)															
53499	SAN MARCOS BLUEBONNET	07/01/1992	Active	40	6	0	17.65%	35		0	Y		N	01/2026		\$220.00
	Exc Award (06/30/2017, 06/30/2019, 06/30/2020, 06/30/2021, 06/30/2022, 06/30/2024)															
103971	SCHERTZ CIBOLO SELMA	11/13/2008	Active	52	6	4	4.00%	46	3	0	Y		R	01/2026		\$1,010.00
	Exc Award (06/30/2016, 06/30/2018, 06/30/2021, 06/30/2022, 06/30/2023, 06/30/2024)															
104738	SPICEWOOD AND HIGHLAND LAKES	02/12/2009	Cancelled(8*)	0	0	2	-100.00%	2	8	1	N	None		12/2024	90+ Days	
1592	TAYLOR	03/18/1940	Active(1)	37	1	0	2.78%	37		2	Y		N	01/2026		\$92.00
	Exc Award (06/30/2016, 06/30/2022, 06/30/2023, 06/30/2024)															
117756	UNIVERSITY OF TEXAS	09/25/2012	Active	26	0	4	-13.33%	30	3	5	Y		R	04/2025		
	Exc Award (06/30/2017)															
1597	WIMBERLEY	01/17/1969	Active	155	10	15	-3.13%	154	5	0	Y		N	12/2025		\$2,720.00
	Exc Award (06/30/2016, 06/30/2019, 06/30/2023, 06/30/2024, 06/30/2025)															

Clubs Cancelled Previous Fiscal Year – Clubs Cancelled within last 12 months may be reinstated

Club Number	Club Name	Charter Date	Current Status*	Cancellation Date
46625	MILANO EVENING	11/17/1986	Cancelled(6*)	06/29/2025



Club Health Assessment for District 2 S3 through January 2026

INTERNATIONAL

Club Number	Club Name	Charter Date	Status		Membership							Reports				Finance	LCIF		
			Times in Status Quo in Past 2 Years	Current Member Count **	YTD Members Added	YTD Members Dropped	YTD Net Growth***	Member Count 1 Year Ago	Dropped Members Avg.Length of Service	Months Since Membership Update	Current Officers Reported ****	Current President Repeated Term	VP Reported *****	Last Date Reported Service (mm/yyyy)	Account Balance	YTD Donations			
Current Total Clubs Count	YTD New Clubs Count	YTD Cancelled Clubs Count	YTD Net Club Gain	Current Total Members Count	YTD Add	YTD Drop	YTD Net Growth %	Member Count 12 Months Ago	Average Member Count Per Club	% of Clubs with less than 20 members	% No Officer Report in 12 Months	% of Clubs with balance 90+ days	Number of Clubs in Status Quo	% Status Quo Clubs in Financial Suspension	Number of Cancelled Clubs	Average Cancelled Club Age	Members Lost Due to Cancellation	% of Clubs Cancelled for Non-Financial Reasons	
46	0	1	-1	1,696	177	140	37	2.23%	1,658	37	39%	4%	4%	0	0%	1	55	2	0%

* - P - Priority Club. Cancellation Reasons: 1-Objectives/conduct, 2-Non-active club, 5-Non-existing club, 6-Disbanding, 7-Merger, 8-Financial Suspension, 9-District/Multiple District Dues.

** Red denotes below 15 active members.

*** Red denotes 20% + loss.

**** Y - all 3 (President, Secretary, Treasurer) club officers reported, N - not all 3 reported.

***** Abbreviation: N-New, IP-Immediate Past, R-Repeat.



Club Health Assessment for District 2 S4 through January 2026

			Status	Membership						Reports				Finance	LCIF	
Club Number	Club Name	Charter Date	Times in Status Quo in Past 2 Years	Current Member Count **	YTD Members Added	YTD Members Dropped	YTD Net Growth% ***	Member Count 1 Year Ago	Dropped Members Avg.Length of Service	Months Since Membership Update	Current Officers Reported ****	Current President Repeated Term	VP Reported *****	Last Date Reported Service (mm/yyyy)	Account Balance	YTD Donations
Clubs less than two years old																
182740	Brazoria County Beyond the Ordinary	06/17/2025	Active	18	0	4	-18.18%	0	0	1	N	2		01/2026		\$50.00
178159	Brazoria County South Onyx	09/03/2024	Active(2)	15	2	16	-48.28%	29	1	1	Y	2	R	11/2024		
190875	Brazosport College	11/10/2025	Newly Chartered	21	21	0	100.00%	0		2	Y					
190131	Calhoun County	09/15/2025	Active	23	23	0	100.00%	0		4	Y				90+ Days	
191240	Fort Bend County East	11/24/2025	Newly Chartered	31	31	0	100.00%	0		0	Y					
180473	Houston Nigerian	02/06/2025	Active	41	5	4	2.50%	0	1	1	Y	2	N	10/2025		\$50.00
178023	Missouri City Caribbean	08/26/2024	Active(1)	24	0	0	0.00%	24		8	Y	2	N	09/2025		
175519	Pearland Area Onyx	07/18/2024	Active	21	3	8	-19.23%	37	1	0	Y	2	N	12/2025		
189812	Richmond	08/29/2025	Active	20	20	0	100.00%	0		5	Y		N			
179334	Stafford United Lions	11/04/2024	Cancelled(8*)	0	0	20	-100.00%	20	1	12	N	None			90+ Days	
Clubs more than two years old																
1598	ALVIN	08/07/1936	Active	43	4	2	4.88%	40	21	0	Y		N	01/2026	90+ Days	
1600	ANGLETON	05/17/1929	Active	27	0	1	-3.57%	27	60	2	Y		N	01/2026		\$100.00
151392	Angleton Danbury	06/17/2022	Active(3)	11	0	1	-8.33%	13	3	6	Y		N	01/2025		
1602	AUSTWELL TIVOLI L C	03/28/1967	Active	9	0	0	0.00%	10		5	Y		N	01/2026		
56904	BACLIFF-SAN LEON BAYSIDE L C Exc Award (06/30/2023)	05/03/1995	Active	28	5	2	12.00%	23	5	1	Y		N	01/2026		\$120.00
154785	Bay Area League of Extraordinary Lions	06/16/2023	Cancelled(6*)	0	0	8	-100.00%	11	3	2	N	None		07/2024		\$50.00
1603	BAY CITY Exc Award (06/30/2023, 06/30/2024)	09/19/1940	Active	104	1	13	-10.34%	115	7	0	Y		N	12/2025		\$1,000.00
45643	BAY CITY EVENING	01/31/1986	Active	11	0	0	0.00%	12		7	Y	2	R	01/2026		
120242	Bay City Lady Lions Exc Award (06/30/2022)	08/29/2013	Active	12	1	9	-40.00%	19	5	0	Y	3	R	10/2025		
106899	BEEVILLE Exc Award (06/30/2023)	11/18/2009	Cancelled(6*)	0	0	1	-100.00%	21	11	5	N	None		11/2024		
118273	BLESSING EFLM	11/08/2012	Active	35	0	0	0.00%	36		7	Y	3	R	04/2025		



Club Health Assessment for District 2 S4 through January 2026

			Status	Membership						Reports				Finance	LCIF	
Club Number	Club Name	Charter Date	Times in Status Quo in Past 2 Years	Current Member Count **	YTD Members Added	YTD Members Dropped	YTD Net Growth% ***	Member Count 1 Year Ago	Dropped Members Avg.Length of Service	Months Since Membership Update	Current Officers Reported ****	Current President Repeated Term	VP Reported *****	Last Date Reported Service (mm/yyyy)	Account Balance	YTD Donations
Exc Award (06/30/2017, 06/30/2022)																
1606	BOLING	03/02/1948	Active	16	1	0	6.67%	14		7	Y		N	10/2025		
Exc Award (06/30/2022, 06/30/2023)																
1607	BRAZORIA	11/18/1947	Active	29	1	8	-19.44%	34	8	0	Y		N	01/2026		
Exc Award (06/30/2024)																
138156	Brazoria County Hispanic	05/07/2019	Active	27	0	0	0.00%	27		31	N	None		07/2024		
47604	BRAZOSPORT BREAKFAST	06/30/1987	Active	104	6	11	-4.59%	104	3	0	Y		R	10/2025		\$800.00
Exc Award (06/30/2023)																
1641	BRAZOSPORT EVENING	10/22/1970	Active	18	1	1	0.00%	17	2	0	Y		R	03/2025		\$1,000.00
120093	BRAZOSPORT NOON	08/01/2013	Active	11	1	0	10.00%	11		4	Y	3		01/2026		
Exc Award (06/30/2024)																
120288	Clute	09/06/2013	Active(2)	5	0	0	0.00%	7		7	N	6	R	02/2025		
1609	CUERO	10/18/1938	Active	17	0	0	0.00%	19		0	Y			10/2025		
1613	EAST BERNARD	03/19/1941	Active	26	0	0	0.00%	26		8	Y	19	N	01/2025		
1614	EDNA	10/14/1948	Active	21	1	1	0.00%	21	0	0	Y		N	09/2025		
1615	EL CAMPO	09/09/1941	Active	28	0	2	-6.67%	30	26	0	Y		R	02/2025		
119405	EL CAMPO LADY	05/17/2013	Active	21	1	3	-8.70%	23	6	0	Y	2	R	08/2025		
Exc Award (06/30/2023)																
1656	FIRST CAPITOL WEST COLUMBIA	08/22/1949	Active	11	5	2	37.50%	9	8	0	Y	2	N	01/2026		
1616	FREEPORT HOST	05/03/1943	Active	11	1	2	-8.33%	10	30	3	N	None		10/2025		
98909	FULSHEAR SIMONTON	03/26/2007	Active	24	3	1	9.09%	22	15	2	Y	7	R	01/2026		
Exc Award (06/30/2018)																
1618	GALVESTON	01/26/1922	Active	24	2	3	-4.00%	24	10	2	Y		R	12/2025		
155267	Galveston County Cigar	07/25/2023	Active	41	3	6	-6.82%	39	1	3	Y		N	01/2026		\$824.00
1629	GALVESTON COUNTY GULF COAST	02/27/1948	Active	18	6	2	28.57%	17	9	2	Y		IP	12/2025		
105592	GALVESTON WEST BEACH	06/01/2009	Active	38	13	9	11.76%	31	4	0	Y		N	11/2025		\$1,050.00
Exc Award (06/30/2022, 06/30/2025)																
1620	GANADO	04/11/1966	Active	19	0	0	0.00%	18		10	Y			05/2025		
1621	GOLIAD	06/17/1948	Active	30	10	3	30.43%	25	13	0	Y		N	01/2026		
154656	Greater Houston	06/08/2023	Active	51	9	21	-19.05%	57	1	0	Y		R	12/2025		\$80.00




Club Health Assessment for District 2 S4 through January 2026

			Status	Membership						Reports				Finance	LCIF	
Club Number	Club Name	Charter Date	Times in Status Quo in Past 2 Years	Current Member Count **	YTD Members Added	YTD Members Dropped	YTD Net Growth% ***	Member Count 1 Year Ago	Dropped Members Avg.Length of Service	Months Since Membership Update	Current Officers Reported ****	Current President Repeated Term	VP Reported *****	Last Date Reported Service (mm/yyyy)	Account Balance	YTD Donations
Exc Award (06/30/2023, 06/30/2024, 06/30/2025)																
1622	HALLETTSVILLE	02/24/1941	Active	25	2	1	4.17%	27	4	3	Y		N	01/2026		\$300.00
124923	Karnes City Lions	05/21/2015	Active	15	2	1	7.14%	18	2	2	Y	4	N	01/2026		\$1,555.00
118893	KEMAH	03/06/2013	Active	28	8	1	33.33%	23	44	1	Y		IP	12/2025		
Exc Award (06/30/2021)																
1628	LAKE JACKSON	11/27/1945	Active	15	5	0	50.00%	11		4	Y	3		10/2025		\$600.00
1630	LEAGUE CITY	04/10/1952	Active	47	14	16	-4.08%	50	5	0	Y		N	11/2025		
47131	MANVEL	04/03/1987	Active	13	2	1	8.33%	12	0	3	Y	4	R	12/2025		
115651	Matagorda County Outdoors	12/01/2011	Active	7	0	0	0.00%	8		3	Y	2		01/2026		\$100.00
34432	MISSOURI CITY-BLUE RIDGE	09/30/1977	Active	15	0	1	-6.25%	15	47	3	Y	7	R	11/2025		
1633	NEEDVILLE	03/04/1946	Active	12	0	0	0.00%	11		9	Y	2	N	08/2025		\$100.00
1634	PALACIOS	08/18/1949	Active	15	3	1	15.38%	11	1	0	Y	2	N	10/2025		
Exc Award (06/30/2022, 06/30/2023, 06/30/2024)																
1636	PEARLAND	06/28/1948	Active	147	10	2	5.76%	138	7	0	Y		N	12/2025		\$100.00
Exc Award (06/30/2022, 06/30/2024)																
155758	Pearland Lady	09/08/2023	Active	54	5	0	10.20%	50		2	Y		N	01/2026		\$100.00
Exc Award (06/30/2024)																
82519	PEARLAND SILVERLAKE	06/03/2004	Active	43	3	0	7.50%	39		1	Y		N	12/2025		\$480.00
Exc Award (06/30/2018, 06/30/2024, 06/30/2025)																
1640	REFUGIO	07/15/1948	Active	34	0	0	0.00%	34		19	N	None		01/2026		
1642	ROSENBERG	06/11/1931	Active	34	1	0	3.03%	31		4	Y		N	09/2025		
1646	SANTA FE	03/29/1960	Active	17	1	1	0.00%	18	2	3	Y	3	R	01/2026		
Exc Award (06/30/2023)																
121052	Sargent Area	12/30/2013	Active	46	4	2	4.55%	45	7	0	Y	3	R	01/2026		
Exc Award (06/30/2022, 06/30/2023, 06/30/2024)																
117219	SHINER	06/18/2012	Active	43	1	6	-10.42%	49	10	1	Y		N	01/2026		
Exc Award (06/30/2024)																
1649	SUGAR LAND	05/05/1941	Active	51	4	6	-3.77%	52	11	0	Y		R	10/2025		\$1,000.00
Exc Award (06/30/2019, 06/30/2020, 06/30/2021, 06/30/2022)																



Club Health Assessment for District 2 S4 through January 2026

			Status	Membership						Reports				Finance	LCIF	
Club Number	Club Name	Charter Date	Times in Status Quo in Past 2 Years	Current Member Count **	YTD Members Added	YTD Members Dropped	YTD Net Growth% ***	Member Count 1 Year Ago	Dropped Members Avg.Length of Service	Months Since Membership Update	Current Officers Reported ****	Current President Repeated Term	VP Reported *****	Last Date Reported Service (mm/yyyy)	Account Balance	YTD Donations
1650	SWEENY	04/23/1945	Active	42	4	0	10.53%	38		5	Y		N	10/2025		\$300.00
Exc Award (06/30/2022, 06/30/2023)																
1651	TEXAS CITY	03/01/1939	Active	10	0	2	-16.67%	14	13	4	Y		R	01/2026		
Exc Award (06/30/2023)																
42042	TEXAS CITY MAINLAND	12/03/1982	Active	31	0	0	0.00%	35		7	Y		N	10/2025		\$600.00
120039	Van Vleck	07/24/2013	Active(1)	15	0	0	0.00%	15		11	Y	2	R	04/2025		
1654	VICTORIA	01/17/1925	Active	56	1	3	-3.45%	58	7	0	Y		N	01/2026		
Exc Award (06/30/2023)																
119708	Victoria Downtown	06/19/2013	Cancelled(8*)	0	0	7	-100.00%	7	5	1	N	None		08/2022	90+ Days	
1657	WHARTON	05/03/1928	Active	38	5	7	-5.00%	41	2	1	Y		N	01/2026		\$50.00
Exc Award (06/30/2022, 06/30/2023, 06/30/2024)																
1658	WOODSBORO	09/16/1930	Active	16	1	2	-5.88%	23	3	4	Y		R	01/2026		
Exc Award (06/30/2022, 06/30/2023)																
1659	YOAKUM	07/19/1928	Active	59	0	1	-1.67%	60	24	5	Y	2		01/2026		
1660	YORKTOWN	12/19/1939	Active	43	1	0	2.38%	44		6	Y		N	12/2025		

Clubs Cancelled Previous Fiscal Year – Clubs Cancelled within last 12 months may be reinstated

Club Number	Club Name	Charter Date	Current Status*	Cancellation Date
1655	VICTORIA BOULEVARD	06/30/1950	Cancelled(6*)	08/29/2024

Current Total Clubs Count	YTD New Clubs Count	YTD Cancelled Clubs Count	YTD Net Club Gain	Current Total Members Count	YTD Add	YTD Drop	YTD Net Growth	YTD Net Growth %	Member Count 12 Months Ago	Average Member Count Per Club	% of Clubs with less than 20 members	% No Officer Report in 12 Months	% of Clubs with balance 90+ days	Number of Clubs in Status Quo	% Status Quo Clubs in Financial Suspension	Number of Cancelled Clubs	Average Cancelled Club Age	Members Lost Due to Cancellation	% of Clubs Cancelled for Non-Financial Reasons
68	4	4	0	2,055	257	225	32	1.58%	1,999	30	38%	3%	3%	0	0%	4	27	36	50%

* - P - Priority Club. Cancellation Reasons: 1-Objectives/conduct, 2-Non-active club, 5-Non-existing club, 6-Disbanding, 7-Merger, 8-Financial Suspension, 9-District/Multiple District Dues.

** Red denotes below 15 active members.

*** Red denotes 20% + loss.

**** Y - all 3 (President, Secretary, Treasurer) club officers reported, N - not all 3 reported.

***** Abbreviation: N-New, IP-Immediate Past, R-Repeat.



Club Health Assessment for District 2 S5 through January 2026

			Status	Membership						Reports				Finance		LCIF
Club Number	Club Name	Charter Date	Times in Status Quo in Past 2 Years	Current Member Count **	YTD Members Added	YTD Members Dropped	YTD Net Growth% ***	Member Count 1 Year Ago	Dropped Members Avg.Length of Service	Months Since Membership Update	Current Officers Reported ****	Current President Repeated Term	VP Reported *****	Last Date Reported Service (mm/yyyy)	Account Balance	YTD Donations
Clubs less than two years old																
190681	Lake Somerville	10/29/2025	Active	35	35	0	100.00%	0		0	Y		N	11/2025	90+ Days	
Clubs more than two years old																
1522	BELLVILLE	11/20/1940	Active	101	1	3	-1.94%	107	9	1	Y		N	07/2025		\$3,103.00
84358	BLINN COLLEGE	10/29/2004	Active	13	10	10	0.00%	20	1	1	Y		N	09/2025		
	Exc Award (06/30/2022, 06/30/2023)															
1525	BRENNHAM EVENING	09/01/1936	Active	23	2	0	9.52%	22		2	Y	2	N	02/2024		\$2,521.00
	Exc Award (06/30/2022)															
1526	BRENNHAM NOON	04/03/1969	Active	19	0	0	0.00%	21		7	Y	13		07/2022		
1527	BRYAN	08/28/1923	Active	60	9	16	-10.45%	68	12	0	Y		N	11/2025		\$2,067.00
1532	CALDWELL	02/12/1948	Active	22	2	0	10.00%	21		6	Y	2	R	01/2026		\$2,025.00
49848	CALDWELL BURLESON COUNTY	09/15/1989	Active	26	2	8	-18.75%	33	10	0	Y	2	R	01/2026		\$32.00
	Exc Award (06/30/2017, 06/30/2018, 06/30/2019, 06/30/2021, 06/30/2022, 06/30/2023)															
51093	CALDWELL EARLY EVENING	12/03/1990	Active	10	3	4	-9.09%	13	8	0	Y	2	R	12/2025		
	Exc Award (06/30/2017, 06/30/2023)															
1537	CARMINE	02/18/1972	Active	38	0	0	0.00%	37		8	Y		N	01/2026		
	Exc Award (06/30/2021, 06/30/2022, 06/30/2023)															
1539	COLLEGE STATION	10/23/1950	Active	129	5	12	-5.15%	138	5	0	Y		N	01/2026		\$20,750.00
	Exc Award (06/30/2019, 06/30/2024)															
125004	College Station Evening	05/29/2015	P- Active	0	0	0	0.00%	0		16	N	None		02/2024		
	Exc Award (06/30/2022)															
1538	COLLEGE STATION MORNING	07/11/1973	Cancelled(6*)	0	0	11	-100.00%	12	35	2	N	None		10/2021		
1540	COLUMBUS	06/04/1943	Active	106	6	5	0.95%	104	15	0	Y		N	01/2026		\$100.00
	Exc Award (06/30/2017, 06/30/2022, 06/30/2023, 06/30/2024)															
49975	DIME BOX	11/27/1989	Active	39	0	5	-11.36%	44	8	0	Y		R	12/2025		
	Exc Award (06/30/2018, 06/30/2022, 06/30/2023, 06/30/2024)															
1543	EAGLE LAKE NOON	06/26/1941	Active	23	2	4	-8.00%	25	9	0	Y		N	07/2023	90+ Days	



Club Health Assessment for District 2 S5 through January 2026

			Status	Membership						Reports				Finance		LCIF
Club Number	Club Name	Charter Date	Times in Status Quo in Past 2 Years	Current Member Count **	YTD Members Added	YTD Members Dropped	YTD Net Growth% ***	Member Count 1 Year Ago	Dropped Members Avg.Length of Service	Months Since Membership Update	Current Officers Reported ****	Current President Repeated Term	VP Reported *****	Last Date Reported Service (mm/yyyy)	Account Balance	YTD Donations
Exc Award (06/30/2017)																
1546	FAYETTEVILLE	10/13/1966	Active	72	6	4	2.86%	71	7	1	Y	3	R	07/2024		\$70.00
38888	FLATONIA	09/29/1980	Active	35	2	5	-7.89%	39	21	2	Y		N	06/2025		
1549	GARWOOD	01/26/1948	Active	21	0	4	-16.00%	25	47	3	Y	7	R	02/2019		\$25.00
99420	GERONIMO LIONS	05/22/2007	Active	34	1	1	0.00%	34	2	1	Y		N	08/2025		
1552	GIDDINGS	08/22/1928	Active	79	4	3	1.28%	76	2	0	Y		N	12/2025		
Exc Award (06/30/2017, 06/30/2021, 06/30/2022)																
39986	GIDDINGS BREAKFAST	06/12/1981	Active	95	4	1	3.26%	94	1	5	Y		N	01/2026		\$92.00
Exc Award (06/30/2021, 06/30/2022, 06/30/2023)																
63598	GIDDINGS EVENING	10/02/2000	Active	6	0	0	0.00%	11		8	N	4		05/2025		\$25.00
Exc Award (06/30/2023, 06/30/2024)																
47663	GIDDINGS NEW HORIZONS	08/05/1987	Active	82	10	2	10.81%	78	6	0	Y		N	01/2026	90+ Days	\$323.00
Exc Award (06/30/2020, 06/30/2021, 06/30/2022)																
50444	GONZALES BREAKFAST	04/23/1990	Active	13	0	0	0.00%	14		7	N	None		10/2023		\$25.00
1553	GONZALES NOON	05/03/1940	Active	76	9	13	-5.00%	73	13	0	Y			01/2026		\$10,121.00
Exc Award (06/30/2017, 06/30/2021, 06/30/2024)																
47083	Grimes County	03/30/1987	Active	28	9	13	-12.50%	32	12	2	Y		IP	01/2026	90+ Days	\$32.00
Exc Award (06/30/2018)																
1557	HEARNE	09/09/1947	Active	21	1	0	5.00%	19		7	Y	4	R	04/2019		
1558	HILLTOP LAKES	03/10/1967	Active	53	3	2	1.92%	55	22	3	Y		N	11/2025		\$52.00
Exc Award (06/30/2022, 06/30/2023)																
1560	INDUSTRY WEST END	06/14/1971	Active	25	0	0	0.00%	26		7	N	None		11/2021		
48641	LA GRANGE BLUEBONNET	06/08/1988	Active	21	1	2	-4.55%	21	8	3	Y	2	N	09/2025		\$25.00
Exc Award (06/30/2019, 06/30/2020)																
1565	LA GRANGE EVENING	11/03/1966	Active	35	0	0	0.00%	39		8	Y			06/2022		
Exc Award (06/30/2022)																
1564	LA GRANGE NOON	08/28/1928	Active	90	6	3	3.45%	96	7	2	Y		N	12/2025	90+ Days	\$500.00
Exc Award (06/30/2020, 06/30/2023)																
1566	LEXINGTON	12/17/1953	Active	36	1	9	-18.18%	48	8	0	Y	3		09/2025		\$44.00



Club Health Assessment for District 2 S5 through January 2026

			Status	Membership						Reports				Finance	LCIF	
Club Number	Club Name	Charter Date	Times in Status Quo in Past 2 Years	Current Member Count **	YTD Members Added	YTD Members Dropped	YTD Net Growth% ***	Member Count 1 Year Ago	Dropped Members Avg.Length of Service	Months Since Membership Update	Current Officers Reported ****	Current President Repeated Term	VP Reported *****	Last Date Reported Service (mm/yyyy)	Account Balance	YTD Donations
Exc Award (06/30/2022, 06/30/2023, 06/30/2024)																
1571	MADISONVILLE	03/18/1948	Active	17	1	1	0.00%	17	3	1	Y	7		05/2022		\$25.00
1576	NAVASOTA	10/04/1948	Active	26	3	1	8.33%	22	11	0	Y		N	12/2025		\$25.00
46535	NEW BADEN CAMP CREEK EVENING	09/22/1986	Active(1)	27	0	0	0.00%	27		3	Y	3		12/2021		\$100.00
54329	NEW ULM	04/12/1993	Active	14	0	3	-17.65%	13	21	6	Y		R	06/2022		
1579	NIXON	09/09/1941	Active	12	0	0	0.00%	13		6	Y	2	R	02/2023		\$25.00
104953	PAIGE	03/12/2009	Active	44	0	3	-6.38%	45	12	4	Y		N	06/2025		\$25.00
Exc Award (06/30/2021, 06/30/2022, 06/30/2023)																
130508	Round Top	03/24/2017	Active	24	9	0	60.00%	15		2	Y	9	R	03/2024		\$25.00
Exc Award (06/30/2021)																
1585	SCHULENBURG	11/15/1966	Active	24	1	3	-7.69%	29	11	0	Y	6	N	12/2025		\$26.00
Exc Award (06/30/2022)																
1586	SEALY	12/20/1968	Active	22	9	0	69.23%	13		3	Y	3	R	12/2025		
1587	SEGUIN NOON	02/27/1940	Active	34	0	0	0.00%	38		4	Y		N	10/2025		\$1,034.00
Exc Award (06/30/2024)																
39119	SEGUIN SUNRISE	12/23/1980	Active	25	2	4	-7.41%	26	4	1	Y		N	01/2026		\$1,237.00
Exc Award (06/30/2022, 06/30/2023)																
49887	SEGUIN SUNSET	10/19/1989	Active	13	1	1	0.00%	13	16	3	Y	2	R	11/2025		\$100.00
Exc Award (06/30/2022, 06/30/2023)																
1589	SHERIDAN	03/30/1964	Active	46	3	0	6.98%	40		6	Y		N	01/2026	90+ Days	\$43.00
Exc Award (06/30/2017)																
1590	SMITHVILLE	02/17/1927	Active	50	7	5	4.17%	46	15	0	Y		N	05/2025		
1591	SNOOK	03/20/1967	Active	25	0	1	-3.85%	26	1	6	Y		IP	12/2023		\$52.00
63111	WAELDER NEW MILLENNIUM	05/03/2000	Active	6	1	0	20.00%	6		3	Y	5	R	12/2025		\$25.00
Exc Award (06/30/2022)																
110138	WASHINGTON COUNTY LADIES	01/19/2011	Active	53	6	6	0.00%	48	11	0	Y		IP	01/2026		\$103.00
Exc Award (06/30/2018, 06/30/2024)																
1596	WEIMAR	02/03/1948	Active	60	1	3	-3.23%	60	7	2	Y		N	12/2025		\$62.00
51604	WEIMAR ENCORE	05/07/1991	Active	45	4	3	2.27%	44	4	3	Y		N	01/2026		\$800.00



Club Health Assessment for District 2 S5 through January 2026

						Status		Membership					Reports				Finance		LCIF
						Times in Status Quo in Past 2 Years	Current Member Count **	YTD Members Added	YTD Members Dropped	YTD Net Growth***	Member Count 1 Year Ago	Dropped Members Avg.Length of Service	Months Since Membership Update	Current Officers Reported ****	Current President Repeated Term	VP Reported *****	Last Date Reported Service (mm/yyyy)	Account Balance	YTD Donations
Exc Award (06/30/2021, 06/30/2023, 06/30/2024)						Active	26	4	0	18.18%	21	3	Y	N	12/2025	90+ Days	\$561.00		
48759 WELLBORN 06/24/1988																			
Exc Award (06/30/2023)																			
Current Total Clubs Count	YTD New Clubs Count	YTD Cancelled Clubs Count	YTD Net Club Gain	Current Total Members Count	YTD Add	YTD Drop	YTD Net Growth	YTD Net Growth %	Member Count 12 Months Ago	Average Member Count Per Club	% of Clubs with less than 20 members	% No Officer Report in 12 Months	% of Clubs with balance 90+ days	Number of Clubs in Status Quo	% Status Quo Clubs in Financial Suspension	Number of Cancelled Clubs	Average Cancelled Club Age	Members Lost Due to Cancellation	% of Clubs Cancelled for Non-Financial Reasons
53	1	1	0	2,059	186	174	12	0.59%	2,078	39	21%	2%	13%	0	0%	1	52	11	100%

* - P - Priority Club. Cancellation Reasons: 1-Objectives/conduct, 2-Non-active club, 5-Non-existing club, 6-Disbanding, 7-Merger, 8-Financial Suspension, 9-District/Multiple District Dues.

** Red denotes below 15 active members.

*** Red denotes 20% + loss.

**** Y - all 3 (President, Secretary, Treasurer) club officers reported, N - not all 3 reported.

***** Abbreviation: N-New, IP-Immediate Past, R-Repeat.